

International Edition

Free,
electronic magazine
for railroad enthusiasts
in the scale 1:220
and Prototype

www.trainini.eu

Published monthly
no guarantee

ISSN 2512-8035

Trainini

German Magazine for Z Gauge



The Spring 2023 New Products

Z Gauge Exhibition in Bad Schwartau
A Piece of History in a Model

Introduction

Dear Readers,

We had just been discussing and deciding which models and works should be honoured for the past year. Only one month later, we are now looking ahead to the future.

As with every year, there was a huge amount of work to be done: brochures had to be reviewed, websites had to be checked, manufacturers had to be contacted and, finally, we had to interview some of them face to face.



Holger Späing
Editor-in-chief

Groundhog Day: there still seem to be vendors who perhaps don't want to advertise and sell their products at all. Information? Not a thing! I find it sad when someone apparently does not even consider it necessary to reply to an enquiry.

Several great vendors who have done good information work over the years have withdrawn because it was not financially worthwhile to serve the Z gauge – most recently the Panzer-Shop.nl. We were able to personally assess the quality of the products, and do not find it understandable that they did not have sufficient interest.

However, we consider whining about a lack of customer interest to be unjustified if the officially offered communication channels are not even monitored and served. If you do not answer customers and the media, you should not be surprised if they turn away from you. In such cases, I cannot offer any sympathy for economic failure.

Why am I writing this? The answer is simple: to interpret such cases as rare exceptions, their number is too high after all. Quite a few small-series suppliers seem to be artists at best, but by no means commercially active businessmen.

But, I don't want to complain either and promise you a detailed report with exciting spring new products. We Zetties can expect some great models, smart ideas and also two real innovations. So, even in year 1 after our big anniversary, things are moving fast!

During our visit to Nuremberg, however, we couldn't help but notice that the time of model railways at the International Toy Fair will probably come to an end for good very soon. I'm not quite sure yet how I should interpret this personally: somehow such a fair seems outdated in our market, but on the other hand, a lot can be presented there in a short time and in a small space. And new suppliers also have the chance to introduce themselves to interested retailers.

Certainly, fixed distribution channels play a much smaller role in Z gauge, because in our scale, what constitutes individuality runs through direct channels. And, with that, I touch on another topic of this edition: We report, by the way, also in parallel on **Trainini TV**, on the successful Z gauge exhibition in Bad Schwartau.

This model railway exhibition was a showcase and an expression of creativity and individuality at the same time. Enjoy reading and admiring the photos!

Sin-Z-erely,

Holger Späing

Editorial

Introduction 2

Model

An Aircraft made History 4

Prototype

Currently no items

Design

Currently no items

Technology

Currently no items

Literature (not translated - only in German)

Next Stop: Holidays.....11
History reappraised.....13

News

Nuremberg almost irrelevant?.....16
Northernmost Z Gauge Exhibition.....70
Zetties and Trainini in Dialogue.....82

Imprint.....87

We thank Jan Tappenbeck for his contribution to the exhibition report.

Date of publication of the German language version of this issue: 24 February 2023

Cover photo:

The diesel locomotive DE10 1099 of the Tobu Railway is as-signed to rail service and is pulling a passenger train today. Its attractive livery harmonises well with the green of the land-scape. Photo: Rokuhan

The Douglas DC-6B from Herpa **An Aircraft made History**

The Douglas DC-6B became an important landmark in the history of civil aviation. With the Pan Am colours, it also bears the livery of a true icon in this case. This combination results in an aircraft that was also significant in German history at the Iron Curtain. We recognise this with a new Herpa model.

The four-engined Douglas DC-6 marked a turning point towards modern pressurised-cabin aircraft, but still belonged to the era of piston engine propulsion. Its further development into the DC-7 finally made it the last Douglas passenger aircraft with piston engines.



Loosely based on a historic photo on the Herpa product packaging, this shot shows the Douglas DC-6B of Pan American World Airways from above.

Manufactured from 1946 to 1958 in four different versions, it was the first Douglas Aircraft Company aircraft to have a pressurised cabin. This enabled it to replace its predecessor, the DC-4, which we have also presented here before, on long-haul and overseas routes.

It was in direct competition with the Lockheed Constellation, but was distinguished by its high efficiency and reliability. This became a sales success, which is reflected in over 700 aircraft of this type, some of which are still in service today in South Africa and South America.



As a model, the aircraft commemorates a turning point in the history of technology: it was the first Douglas model to receive a pressurised cabin and (almost) marks the end of the piston engines. Photo: Oleksiy Mark

The DC-6B version being presented today is closely related to the DC-6A cargo version, which was created in 1949. Like it, the -6B is an extended version that has to become the most successful of the aircraft family. It differs from its sister version by the cabin windows, the omitted cargo doors and the omission of the reinforced cabin floor.

It was designed for 54 passengers, but with maximum seating it could even carry 102! Pan Am introduced an “Economy Class” for the first time with the “Super-6” version, which led to cheaper fares with narrower seating and a reduced number of seats on board, today a standard in air travel.

The first flight occurred on 2 February 1951, and the total number of this version reached 288. The choice of a Pan Am example for today's model presentation was not made by chance. For one thing, Pan American World Airways was an icon of international air travel until its demise in 1991.

Furthermore, this type of aircraft was not only a landmark for routes originating in the United States, but also a special aircraft for Germany in particular. During the years of German division, the western part of Berlin could only be served by airlines of the three Allies, and Pan Am was the leading airline of the three.

Pan Am also operated twelve DC-6Bs from Berlin-Tempelhof on the routes leading into Germany (“Intra German Services”), which thus also became symbols of freedom. The airline's total fleet was much larger, with 54 aircraft of this version alone. They were purchased from 1952 onwards.

The propeller-driven aircraft had a range of 7100 km, which was significantly greater than that of the first jet aircraft and thus led to time advantages on many routes despite the lower cruising speed.

continues on page 7



The typical line of the aircraft betrays the time in which it was created. Together with the distinctive engines, the silhouette undoubtedly speaks of the early years after the Second World War, which belong to the "golden age of aviation." Photos: Oleksiy Mark

The “changing of the guard” at the airline, which once operated under the name PAA, took place in 1968. The Douglas DC-6B was replaced by the Boeing 727 on Berlin routes, and by the 720B on intercontinental routes.

The Herpa Model

Herpa has chosen the Douglas DC-6B with the US registration N6523C as the prototype for its new metal model. With the christened name “Clipper Betsy Ross” (art. no. 572187) it was in service with Pan American World Airways.



The front view of the Douglas DC-6B is also elegant and impressive. Photo: Oleksiy Mark

As explained in the prototype section, it is equally suitable for layouts based on German and North American models. Its dimensions are sufficiently close to the scale of Z gauge, and do not impose the impression of an obvious size deviation.

Like almost all aircraft of that time, the “Super-6” remains within a size range that large layouts with an airport section allow. Of course, an aircraft taking off can also be suspended on silk threads above the layout action and thus become part of the sky scenery.

That is why we took a closer look at this model. Because of its cast metal construction, the model weighs

Dimensions and data on the Douglas DC-6B (“Super-6”):

	Prototype	1:200	1:220	Model
Length	32,18 m	160,9 mm	146,3 mm	160,4 mm
Wingspan	35,81 m	179,1 mm	162,8 mm	178,3 mm
Height	8,86 m	44,3 mm	40,3 mm	45,1 mm
Max. Take-off weight	48.534 kg	---	---	214 g
Cruising speed	509 km/h			
Engines	4 x Pratt & Whitney R-2800 Double Wasp			
Power	4 x 1.760 kW / 2.400 PS			
Propeller	Three blades			
Construction period	1951 – 1958			
Number produced	288 units			
Retired (Pan Am)	through 1968			

a lot and is noticeable in the hand. This is almost indifferent for our purposes, but it gives a good stand in case the layout is knocked sideways.

Our scale table shows the distance between the conversion scale and the calculated target values for the Z gauge. Mathematically, the distance is once again significantly greater than the perception by the human eye: the model does not appear too large to observers.

It is realised in the way Herpa is known for: Many details have been reproduced

by printing, which can be found in several colours on the cleanly painted fuselage. The underside of the fuselage and the wings are predominantly reproduced in a shiny metallic finish, which follows the typical appearance of many airlines at that time.

On the wings we find two matt stripes each, which run lengthwise at the height of the engines on the upper and lower side. The elevators at the tail are attached and are the only plastic parts on this miniature.

The parts of the landing gear and the opened flaps, between which they would disappear after take-off, are also made of metal. Compared to the prototype, only the sloping support struts at the rear undercarriage area look a bit too rough, despite the material thicknesses required for this. The tyres on all wheels are reproduced in the best possible way using rubber.

Fine engravings are not to be expected on the fuselage of an aircraft, because it is shaped like a smooth tube in order not to offer any airflow resistance. In addition to the landing gear, we have already looked at, we have to look for the flaps of the wings and tail units as well as the engine.



With the exception of the attached antennas, the fuselage offers only a few details. To discover and admire them, you need to look at the tail units and the elaborately reproduced undercarriage. Photo: Oleksiy Mark

There we also find what we are looking for. The engines in particular deserve a commendatory comment: not only are the outer contours correctly and strikingly reproduced. We also find the features belonging to the radial engines in the narrow spaces between the propeller hubs and the outer casing.

The four three-bladed propellers and two antennas on the upper side of the canopy are added details. The front one has the shape of a boomerang and was seen in this design on many aircraft of the fifties. Consequently, we could not find any deviations from the prototypes.

continues on page 10



The "Super-6" also flew for Pan Am from Berlin-Tempelhof until 1968 in "Intra German Service" and thus also wrote a piece of German post-war history. Photos: Oleksiy Mark

This also applies to a feature that astonished us greatly: We initially looked in vain for the red (left) and green position lights (right) on the wings. However, prototype photos also proved that these are integrated into the wing tips in a relatively small form.

Landing lights are not to be found on the model. According to our recollection, Douglas had hidden them under the flaps of the landing gear in such a way that they sit inside and fulfil their function as soon as the landing gear has been extended by the pilots.

The only other signal light we can make out sits centrally on the top of the vertical stabiliser. The flashing signal is visible from all sides, but the pad printing is only on the upper side. In the side view, therefore, only its "cone" can be seen in white basic colour, contrary to the original.

Otherwise, there is nothing to criticise about the paintwork in original colours and the elaborate printing. Tiny windscreen wipers can be seen on the wide, inner cockpit windows as well as the fine and small christening name on the cockpit sides, for example.



The crew boards the aircraft and prepares it for take-off. The passengers are sure to be brought in soon, because the luggage loading is already in progress, announcing the not-so-distant take-off to new destinations.

In the same breath we should also mention the registration in the rear area, the lettering "Super 6" only a little lower in the light blue window band, the registration abbreviation 23C on the front landing gear doors and the black surfaces of the propeller blades. Separately printed frames are only found in the area of the emergency exits.

Company lettering on the sides and wings, along with the Globe logo on the tailplane, unequivocally identify the operator of this aircraft model. All in all, we have another attractive 1:200 scale aircraft model in front of us. It is to be hoped that many aviation enthusiasts will appreciate it in their collection and will know how to assign it a place on the layout, perhaps also in alternation with other models.

Model Manufacturer:
<https://www.herpa.de>

Note for English readers: The literature section that follows is not translated into English because the original texts of the books involved are in the German language. The original German is left here for information purposes only.

Die Zeit des Turnusverkehrs **Nächster Halt: Urlaub**

Mit dem Zug statt mit dem Auto in den Urlaub zu fahren, war einst selbstverständlich. Die große Zeit von Urlaubszügen begann mit dem Wirtschaftswunder. Doch Massenmotorisierung und aufkommender Flugverkehr sorgten zunehmend für Konkurrenz. Seit 1993 ist die Ära von Reisebürosonderzügen beendet, ein interessantes Buch arbeitet deren Geschichte auf.

Armin Gärtner
Reisebürosonderzüge – Urlaub von Anfang an
Die Geschichte des Turnusverkehrs von 1948 bis 1993

Eisenbahn- und Heimatmuseum Erkrath-Hochdahl e.V.
Erkrath 2020

Gebundenes Buch
Format 21,0 x 29,7 cm
128 Seiten mit 169 teilweise farbigen Abbildungen

ISBN 978-3-00-065702-3
Preis 35,00 EUR (Deutschland)

Erhältlich direkt vom Verein

Es ist verblüffend, wie wenig Literatur es zum sogenannten Turnusverkehr der Deutschen Bundesbahn gibt. Mit dem Zug in den Urlaub zu fahren, galt als selbstverständlich, kaum dass die Reiselust der Deutschen im Wirtschaftswunder erwacht war.

Auch heute ist das Thema durchaus noch präsent, auch wenn viele keinen Gedanken daran verschwenden, wie er erfunden, geplant und organisiert wurde. Und doch lieben Modellbahner die Fahrzeuge, die für diese Art des Reisens und für Fernweh standen. Auf vielen Anlagen finden wir Relikte jener Zeit.

Das allein war es schon wert, dieses Thema ins Bewusstsein geschichtsinteressierter Eisenbahnfreunde zu rücken. Immerhin bietet ein Buch wie das nun vorliegende die wohl einmalige Chance, Wissenswertes zu den Zügen und Wagen zu erfahren, die so gern auf der Modellbahn gezeigt werden.

Interessant sind in diesem Zusammenhang sowohl die Reisebürosonderzüge, die ausschließlich aus Liegewagen und einem Speisewagen gebildet wurden, als auch jene Wagen, die ausgestellt und einzeln oder in Gruppen an ihre Zielorte gebracht wurden. Nicht vergessen werden dürfen die einst noch alltäglichen Kurswagen.

Das nun besprochene Werk gibt den dafür erforderlichen Überblick, aus welchen Anfängen und Ursprüngen sich der Turnusverkehr entwickelte. Der Rückblick erstreckt sich bis auf die Zeit vor dem Zweiten Weltkrieg, als der Ausflugsverkehr aufkam und an Beliebtheit gewann.

Abrupt durch den Krieg beendet, setzte 1948 zaghafte wieder ein langsam wachsendes Interesse ein. Der Erfolg der fünfziger und sechziger Jahre war dennoch kein Selbstläufer, wie hier herausgearbeitet wird.



Altbau-Reisezugwagen boten nur wenig Komfort und ließen die Fahrt zum Erholungsort zur Strapaze werden.

Den Durchbruch brachte erst die Erfindung des Liegewagens, der sich klar vom Schlafwagen abgrenzt. Um ihn musste aber hart gekämpft werden und der jungen und chronisch klammen DB ein Konzept auch finanziell schmackhaft gemacht werden.

Deshalb wird dieser Aspekt besonders ausgiebig aufgearbeitet. Eng verbunden ist dieser Teil der Geschichte mit dem Namen Dr. Carl Degener: Er hatte die Idee zum Liegewagen und ihm fiel es zu, diese in den Verwaltungsapparat der Bundesbahn zu tragen.

Dort stieß er nicht auf offene Ohren, denn von einem „Laien“ wollten sie sich keinesfalls in ihr Geschäft hineinreden lassen. Doch er schaffte es, die Beamtenobrigkeiten von seinem Konzept zu überzeugen und sie für seine Idee zu gewinnen. Dies klappte wohl nur, weil sich die interessierten Reiseveranstalter auch finanziell stark engagierten, als es ans Beschaffen der neuen Wagen durch die DB ging.

So entstanden früh Kooperationen, die für besondere Strukturen sorgten. Zu nennen ist beispielsweise die Marke Touropa, die SBG (Sonderzug-Betriebsgesellschaft) als ausführendes Unternehmen und die besondere Rolle des bahneigenen Deutschen Reisebüros (DER). Bis heute ein Begriff ist auch der Alpen-See-Express, der ebenfalls eng mit Bahnpauschalreisen verbunden ist.

Armin Gärtner ordnet Geschichte, Beteiligungen und Strukturen, stellt alle wichtigen Unternehmen und Verbände vor und schlägt auch die Brücke zur Touristik-Union International (TUI) – bis heute Europas größter Reiseveranstalter. Sein Ursprung liegt im wachsenden Konkurrenzdruck durch die zunehmende Flugtouristik, bekannte Unternehmen wie Touropa, Scharnow-Reise und Hummel-Reisen gingen in diesem Verbund auf.

Gleichzeitig wuchs das Interesse der DB, selbst direkt an Bahnpauschalreisen zu verdienen und nutzte sein in Ameropa umbenanntes Unternehmen, um den etablierten Anbietern das Wasser abzugraben. Die TUI schickte konsequent, aber leider zu spät, ihren TUI-Ferienexpress ins Rennen. Damit sind wir in der letzten Phase der Turnuszüge angekommen, die 1993 ein abruptes Ende fand.

Doch damit sind die Inhalte längst nicht erschöpft. Auch Berichte von Reiseleitern und Begleitern fanden Eingang, denn sie erlauben auch einen Blick hinter die Kulissen. So lesen wir kleine Dramen, die sich in den Zügen abspielten, von Schikanen ostdeutscher Grenzpolizisten oder Feiern in Dienstabteilen mit polnischen Kollegen.

Diese zutiefst menschliche Seite gehört dazu, um sich in den Zeitgeist und in die Atmosphäre vor Ort hineinzusetzen. Sie machen ein gutes Werk erst rund. Schwierig war gewiss auch die Bildauswahl, die sich nicht auf Bilder von Wagen und Zügen beschränken kann. Auch diese Aufgabe wurde hervorragend bewältigt und alle Abbildungen sind tadellos reproduziert worden.

Vermitteln konnten wir nun hoffentlich, wie viel Stoff und wie viel Spannung in diesem vielen noch unbekanntem Thema stecken und warum wir dieses Buch deshalb so dringend empfehlen möchten. Es ist ein wahrer Geheimtipp und fand sogar eine zweite Auflage. Da diese schon fast vergriffen ist, sollten alle, die nun Gefallen am Thema gefunden haben, nicht lange warten und zugreifen!

.....
: Publishing pages:
: <https://www.lokschuppen-hochdahl.de>
:

Deutsche Kriegslokomotiven Geschichte aufgearbeitet

Mit Alfred B. Gottwaldt ist im Sommer 2015 einer der bekanntesten und anerkanntesten Eisenbahnhistoriker von uns gegangen. Seinen Ruhm begründete er mit seinem Erstlingswerk „Deutsche Kriegslokomotiven“, das wir hier besprechen werden. Es handelt sich also nicht um ein neues Werk, aber einen bedeutenden Klassiker deutscher Eisenbahngeschichte, der endlich wiederaufgelegt worden ist.

Alfred B. Gottwaldt
Deutsche Kriegslokomotiven 1939 bis 1945

Verlag mit Rechtsform
Stuttgart 2022

Taschenbuch mit Klebebindung
Format 21,0 x 24,0 cm
152 Seiten mit 83 S/W-Bildern und 50 Zeichnungen

ISBN 978-3-613-71680-3
Titel.-Nr. 71680
Preis 39,90 EUR (Deutschland)

Erhältlich direkt ab Verlag
oder im Fach- und Buchhandel



Der Name Alfred B. Gottwaldt dürfte unseren Lesern bekannt sein. Er leitete bis zu seinem Eintritt in den Ruhestand 2014 die Abteilung Schienenverkehr im Deutschen Technikmuseum Berlin (bis 1996 „Museum für Verkehr und Technik“).

Diese Funktion übte er seit dem Entstehungsjahr 1983 des Museums aus. Die Eisenbahn-Ausstellung „Züge, Loks und Leute“ trägt seine Handschrift und wurde als eine der ersten des Museums 1987/88 eröffnet. Besonders intensiv hat sich der Autor zeitlebens mit der Eisenbahn im Dritten Reich und ihrer Rolle in Politik, Verkehr und Massenmord auseinandergesetzt.

Schauen wir auf sein Leben zurück, dann passt der Ausdruck „Verfasser zahlreicher Bücher und Veröffentlichungen“ auf ihn besser als wohl jeden anderen Eisenbahnhistoriker. Viele Jahre hat er auch bei Transpress veröffentlicht, wo er folglich auch seine Spuren hinterlassen hat. Ebenso wirkte er an mehreren Ausstellungen mit, die die Rolle der Reichsbahn bei den Deportationen 1941 bis 1945 aufarbeiteten.

Von sich reden machte er erstmals 1970, als er im jungen Alter von gerade mal 21 Jahren sein erstes Buch bei der Franck'schen Verlagshandlung Stuttgart veröffentlichte: Deutsche Kriegslokomotiven 1939 bis 1945. Genau dieses Werk hat Transpress nun in seiner Klassik-Reihe wiederaufgelegt, weil es unverändert am Markt nachgefragt wird.

Was zeichnet dieses Werk aus? Wie aktuell ist es heute? Und wie geht der Verlag damit um? Drei Fragen sind hier beispielhaft genannt, die wir mit unserer Rezension beantworten möchten. Immerhin spielt das Thema Kriegslokomotive auch auf der Modellbahn der Spur Z eine Rolle: Die Baureihe 52 gehört ebenso zum Märklin-Formenbaukasten wie die nie gebaute Baureihe 53, die ein Entwurf von vielen für die dritte Kriegslok war.

So beschäftigen diese Dampflokomotiven also durchaus die Gemüter der Modellbahner und wecken Interesse an den Hintergründen ihres Entstehens. Für Technikbegeisterte ebenso spannend ist die mit

ihnen vollführte Abkehr von der „Einheitslok 1925“, an der Richard Paul Wagner dogmatisch bis zum erzwungenen Pensionseintritt festhielt. Dies ist ein Teil des vorliegenden Werks, der in allen Facetten hinterfragt und beleuchtet wird.

Wer die Quellenangaben des Autors verfolgt, der ahnt, welche umfangreiche Forschung der Verfasser zuvor betrieben hat. Obwohl vieles verloren ging oder zum Zeitpunkt seiner Arbeit wegen geschlossener Grenzen nicht zugänglich war, ist das Ergebnis wahrhaft beeindruckend. Es verwundert nicht, dass dieses Buch einen Paukenschlag bedeutete und zum Standardwerk wurde. Und Alfred B. Gottwaldt war zudem der Erste, der sich diesem Thema überhaupt zuwandte.

Neben seinem Vorwort aus der letzten eigenen Überarbeitung des Jahres 1996 hat der Verlag auch eine ausführliche Einleitung vorangesetzt. Sie würdigt Leben und Wirken des bekannten Bahnhistorikers und geht auch kurz auf den aktuellen Forschungsstand ein. Genannt werden auch Quellen, die neu entdeckt waren, aber vom Urheber selbst wegen seines plötzlichen Todes nicht mehr ausgewertet werden konnten.

Wichtig erschien es den Entscheidungsträgern, das Werk des Autors zu bewahren und nicht von einem Dritten überarbeiten zu lassen. Das Fortschreiben und Ergänzen der Geschichte wird also anderen Autoren in eigenen Veröffentlichungen überlassen sein.

So liegt nun ein Klassiker der deutschen Eisenbahnliteratur in unverfälschter Weise vor uns. Er ist gewiss nicht mehr durchgehend aktuell, aber fundiert recherchiert, leidenschaftlich und verständlich geschrieben und hinterfragt die Geschichte und ihre Handelnden kritisch.

Diese Aufgabe dürfte umso schwieriger gewesen sein, als dass in der Zeit, in die wir im Buch eintauchen, Propaganda und Zensur zum Alltag gehörten. Jedes Schriftstück musste mit Blick auf die Motivation seines Verfassers, Zweck und allgemeine Zugänglichkeit auf seine Aussagekraft und den Wahrheitsgehalt überprüft werden.

Die Aufgaben, die es zu bewältigen galt, waren gigantischen Ausmaßes: In erzwungener Zusammenarbeit musste die Deutsche Reichsbahn mit Lokomotivfabriken, dem Rüstungsministerium und der Wehrmacht zahlreiche Probleme lösen und eine anspruchsvolle, aber leistungsfähige Dampflok liefern.

Gefordert war, deren Produktion auf 500 Maschinen pro Monat zu steigern. Dieses Ziel wurde zwar früher als gefordert erreicht, aber eben auch nur für kurze Zeit. Zum einen erledigte sich der krasse Lokmangel mit dem Verlust der eroberten Gebiete ab 1943 schnell wieder, zum anderen war die für knapp drei Monate erreichte Rekordzahl auch eher eine Propagandablase als Ausdruck nachhaltiger Leistungsfähigkeit.

Um die Zusammenhänge zu verstehen, bedarf es einer umfassenderen Betrachtung der Zeitumstände. So spielen die einzelnen Verkehrsträger und ihre (perspektivische) Bedeutung eine Rolle, das starke Fixieren der Regierung auf den Lastkraftwagen – erinnert sei an die strategische Bedeutung des Autobahnbaus – und ebenso Verlauf und Schwerpunkte der Rüstung.

Erst das Scheitern des Blitzkriegs wies der Eisenbahn eine kriegsentscheidende Rolle bei Nachschub und Versorgung zu. Entsprechend schnelle Lösungen waren plötzlich gefragt. Alfred B. Gottwaldt hat alle diese Aspekte geordnet und strukturiert in Rolle, Entwicklung und Bau der Kriegslokomotiven eingeflochten. Übrigens beschränkt sich der Begriff Kriegslok bei weitem nicht auf die Baureihen 52 und 42. Hier erwarten den Leser also noch viele weitere Hintergründe und Erläuterungen.

Publishing pages:
<https://www.motorbuch.de>

1zu220-shop.de

Ihr Fachhändler im Netz
für die Spur Z

Märklin Neuheiten 2023



Vorbestellungen zu den Neuheiten 2023

Bestellen Sie ganz einfach und ohne Risiko bei uns die Frühjahrsneuheiten 2023 vor:

- Stöbern, Ausschuchen und den Warenkorb füllen
- Auswählen der Versandart Sammelbox (Reservierungsfunktion) und Zahlungsart Vorkasse (Neukunden) oder Rechnung (nur Bestandskunden)
- Bezahlt wird erst bei Abruf der Ware nach Verfügbarkeit.

Bitte wählen Sie bei Ihrer Vorbestellung nicht PayPal, weil sonst die Zahlung sofort durchgeführt würde. Sollten Sie sich später doch noch anders entscheiden, teilen Sie uns dies mit. Wir heben die Reservierung dann auf und geben die Ware in den freien Weiterverkauf.

Vielen Dank für Ihre Vorbestellung bei uns.

***Alle Preise verstehen sich inklusive der Mehrwertsteuer, zuzüglich der Versandkosten**

www.1zu220-shop.de
HRT Informationstechnik GmbH
Kasseler Straße 7
34431 Marsberg

Tel.: 02994-9889 60
Fax: 02994-9889 688
E-Mail: info@1zu220-shop.de
Internet: www.1zu220-shop.de


Spring new products 2023 for Z gauge **Nuremberg almost insignificant?**

At the Nuremberg International Toy Fair from 1 - 5 February 2023, model railways – once a key category since the fair's founding days, were almost no longer noticeable, with just four exhibitors from the Z gauge sector present. As expected, the fair's management celebrated the success of its leading fair, but we ask ourselves whether this might have been the last edition at which the model railway industry was even represented.

Comment by Holger Späing. For many years, some model railway manufacturers had fought to open the fair to private individuals on Saturday and Sunday, when fewer professional visitors come to Nuremberg. In 2023 the time had come, but former proponents of the initiative still stayed away from the exhibition.

After a forced break of three years, the International Toy Fair presented itself in a pitiful state and a swan song like fashion in Hall 7A. The suppliers from the model railway industry who took part this year could be counted on one's fingers, for Z gauge there were only four.

Whereas interested small exhibitors had once been turned away citing limited space, an area originally designated for small-series manufacturers was now completely occupied with tables from the hall's catering facilities.



Dusk in Nuremberg: Was that it for the model railway sector at the International Toy Fair? Unfortunately, it is clear that only a few dealers found it worth their while to come here in 2023.

At no point during our visit would the empty aisles in Hall 7A have come into conflict with the minimum distances between individual visitors known from Corona times. Their great width provides further food

for thought. And those who walked down the side aisles towards the window front to the end came across huge open spaces that could not be concealed even with seating.

Every exhibition struggles to restart successfully after the pandemic. But in Nuremberg a trend has now rapidly accelerated that has been observed for at least ten years. The question now arises as to whether the model railway industry can and really wants to do without such an exhibition. In any case, there can be no “more of the same”.

That's why the official conclusion of the so-called “Open Day Model Railway & Model Making” only makes me shake my head in disbelief. Have those responsible still not understood? Or do they not care about model railways? Do they no longer see it as an opportunity to attract reports in the daily press?

The two visitor days for private individuals are officially described as highlights. Well, we interpret “More than 3,000 consumers” as the exact opposite. Furthermore, no information is available or shared on how far they travelled and how reasonable they consider the total cost of the visit to be.



A cheerful end to a busy day at the fair in a communicative and creatively inspiring atmosphere: Noch Managing Director Sebastian Topp (3rd from right; in white shirt) delighted his customers and guests with self-mixed cocktails.

We are quite sure that lost exhibitors will weigh their 2023 sales well against their expectations and are rather likely not to return next year. For the remaining ones, the enormous costs of such an event are then all the more questionable: “Imagine it's Nuremberg and nobody will come!”

But there are also good things to report from the International Toy Fair, and that is not limited to the new products on show. On Thursday after the fair closed (until 10 p.m.) there was an invitation for a “Red Night”.

Exhibitors were allowed to receive remaining visitors at their stands, offer drinks and a snack, thus creating the opportunity for exchanging ideas in a pleasant atmosphere. Märklin and Noch also took part in order to foster personal contact, as well as business. This did us good, was well received and also made our visit complete.



The Spanish paint manufacturer Vallejo presented itself with a modern and refreshing brand appearance at the Toy Fair in Hall 7A.

+++ Acrylicos Vallejo +++

The first thing that caught the eye at the Spanish paint manufacturer's stand was a new brand identity. A turquoise colour now serves as the company's identification colour, and the company logo has also been modernised.

This is intended to signal a generational change in the management of the company.

A fresh breeze is therefore also evident in the new products. There is now a new supplier for the high-quality brushes in the range. Consequently, they are also available in a neutral anthracite with a matching lacquered ferrule, which specifically emphasises the brand's characteristic colour.

In this way, Vallejo wants to draw attention to the fact that the brush quality has been improved, yet again.



New in the range are the “Xpress Colors,” which belong to the “Game Colors” series, but have a viscosity suitable for airbrushing. Applied very thinly, they still appear transparent, but with a further layer of paint they cover excellently. This also allows for targeted effect work with the airbrush.

In addition, the new paint bottles are now made of a crystal-clear plastic, which makes it easier to assess the radiance, effect and other properties of the paint contained in them. When the bottle is opened for the first time, the new cap makes a sound to confirm that the product is fresh.

www.acrylicosvallejo.com

+++ Álvaro Cortes +++

In this year's spring survey, Álvaro Cortes is rather reserved. This is due to an ongoing switch to crystal-clear epoxy resin, with which he casts his models. This is intended to make them look more realistic, because then the window surfaces can remain untreated and offer a clear view into the vehicle.



The current product range revision involves a switch to crystal-clear epoxy resin for many car models. Photo: Álvaro Cortes

The new products to be listed were created entirely in 3D printing. These are mainly the Suzuki Jimny, the Range Rover classic as a three- and five-door model (3- and 5-door), the McLaren GT, the Mini Moke (off-road utility vehicle similar to the Austin Mini) and some US vintage vehicles.

He offers the Porsche 991/992 as a coupé, cabriolet, targa and touring car. Two small-scale workhorses, whose photos are very familiar to us, look downright cute: the modern Still forklift truck and the Bobcat compact loader used on small construction sites.



The small truck Renault Midlum comes in five different variants. Photo: Álvaro Cortes



In addition to some historic US vehicles, Still forklifts and the Bobcat compact loader are also on offer, as well as rolling tyre drums, gas cylinders, crates and pallets loaded with cement bags (photo above). The new car transport trailer can be combined with the Mercedes-Benz Actros, Volvo FH and Scania tractors (photo below). Photos: Álvaro Cortes

To ensure that they also find suitable tasks and environments, miniaturised rolling hoop drums, gas cylinders, crates and pallets loaded with cement sacks are also available as suitable cargo.

The commercial vehicle range is expanded by three car transporters of different brands: Mercedes-Benz Actros, Volvo FH and Scania. The Renault Midlum is a mini truck that is fitted with various superstructures. These are the platform of a tow truck, an open loading area and tank containers for Avia, Aral, and BP.

alvaro_mcortes@hotmail.com

<https://www.facebook.com/My-Z-scale-models-1648628058694887>

+++ Ammo by Mig Jimenez +++

Some time ago, this Spanish paint manufacturer launched a programme that, under the product label "Rail Center," specifically lists colour shades for painting railway models, for weathering them, or for designing landscapes.

This is a specified excerpt from the overall programme. The paint packs for the railway sector differentiate, for example, between locomotives and freight wagons, as well as countries and railway administrations, in order to be able to specifically take into account their individual painting schemes in one's own work.

Since we cannot provide an overview of the entire programme here, we recommend that interested parties browse through the range themselves.

www.ammo.es

+++ Archistories +++

Shortly before the end of 2022, we were already able to report to our readers about Archistories' new products. Therefore, there is currently nothing new to add, although we can be sure that development and production will continue at the Hannover-based company.

www.archistories.com

www.archistories-shop.de



The Hanomag K5 bulldozer (item no. 322.040) is painted in a typical orange. Photo: Artitec

widespread on German construction sites and many people from today's parents' generation will remember them from their youth.

www.artitec.nl

+++ Artitec +++

We find many beautiful products and ideas again when leafing through Artitec's new products brochure. But there is only one announcement for Z gauge.

Before we present them, we would like to say that our good dialogue with this manufacturer leaves no doubt that it will continue to work intensively in the Z scale segment.

The only reason for our reluctance to announce new products is the existing backlog from previous years. Artitec has the ambition to satisfy these first, before new dreams are awakened.

The Hanomag K5 open bulldozer (art. no. 322.040), painted in a bright orange colour, makes a very attractive impression.

This is a type of construction vehicle that used to be

+++ Artmaster +++

An interesting discussion at the fair revealed that new products in gauge Z are being considered again. With foresight, it was suggested that the Märklin Days in September could be a suitable occasion to talk about new developments. We mentioned to this supplier our own ideas and suggestions that would go with their product range.

www.das-kantoor.de

+++ Atelier Dietrich +++

The individual landscape backdrop series from Atelier Dietrich are divided into modules and can be ordered in all gauges. For Z scale, the formats are 60 x 34 cm. Depending on the desired type of installation, the scenery prints can be delivered on different materials and optionally with matt protective foil.

The following additions and extensions determine the current range: For the Alpine panorama, there are new special modules that allow other configuration options. With a length of 11.37 m in 19 modules, this is the longest backdrop in the range.

The city modules have also been extended and now allow a continuation of the backdrop on the right-hand side from module 7 onwards. The popular "Obergrabern" series based on the Lower Austrian Weinviertel (total length 8.97 m) has been extended by four village modules.



Motifs from the backdrop series "Obergrabern", shown on the exhibition layout by Manfred Göppel (gauge 0). Photo: Atelier Dietrich

It can already be used from Era III onwards and can now also be combined into a 360° backdrop when module 15 is seamlessly connected to module 1 again. In this way, it can give a model railway room a complete appropriate and lovely-looking ambience.

www.atelier-dietrich.at

+++ Atlantic Case-Diorama +++

This supplier from Istanbul (Turkey) was a little surprise for us at the fair. They presented different, very appealing table showcases of different price ranges for 1:18 scale car models.

The dust-proof surface presented under an acrylic glass cover is also suitable for creating a small diorama in Z gauge, which can then also be set up in the home in a decorative ambience.



The table showcase model "Dieppe" (item no. 10152) is certainly a good example of an appealing piece that is also suitable for presenting a small Z gauge diorama in a living room. Photo: Atlantic Case-Diorama

Many materials and colours allow an individual choice to match one's home style and furniture. Depending on the choice of material, there are different prices and quality levels. We have selected the model "Dieppe" (art. no. 10152) as an example, which belongs to the inexpensive versions. It has a metal frame in which a black acrylic plate is inserted.

www.atlantic-case.com

+++ Atlas Model Railroad +++

The US-American supplier Atlas, who so far only has turnouts and flexible track in their Z gauge programme, has announced two new street lamps. Both are designed after models found in the United States.

The following models with LED bulbs are announced in packs of three: whip lantern, warm white (item no. 70090000) or cool white (70090001) and street lantern with double bracket, warm white (70090002) or cool white (70090003).

shop.atlasrr.com

+++ Avantgarde Modellbau +++

Based on his own design experience, Phillip Meyer has developed two complementary modelling compounds: a filler (coarse-grained) and a fine filler (fine-grained and earth-like). They are supplied ready to use and set slowly.

The idea behind these products is to build up a terrain from scratch instead of removing it from a hardening mass by cutting processes. This saves time and time for cleaning from the dirt that would otherwise be created. Nevertheless, carving with craft knives or engraving tools is of course possible at any time.



Photo: Atlas Model Rail-road.




Half-timbered house and bare deciduous tree, both also new products, were treated with the company's own putty and icicles. Photo: Avantgarde Modellbau

The fine filler can therefore also be used as a rock filler. Important to know: Excess material goes back into the putty bucket and can be reused. Avantgarde Modellbau has also developed a new adhesive applicator for setting tufts of grass.

Also, very interesting is an extremely fine multi-purpose granulate which, when mixed with water and glue, becomes flowable and can then be used as snow, sand and plaster powder (for facade replicas).

It can be used in wintry landscapes with set, thin, thawed or slushy snow cover, but when spread dry it looks like fresh powder snow. Driving tracks or footprints can also be added. For sandy areas and muddy paths, pigment colour is added. On half-timbered facades, the mixed compound ensures that the beams do not rise up in a way that is contrary to the model, but that the compartments are filled correctly. At the same time, they lose their plastic sheen.



Incorporated gauges of horse, man and car in the new filler, which is mixed from the multi-purpose granulate and is used here to recreate snow. Photo: Avantgarde Modellbau

In the area of new vegetation material, bare deciduous trees, shrubs, bushes as well as wild herbs are in the works to complement the already mentioned programme in a wintry and meaningful way. This also fits in with various firewood piles and pasture fence posts. The latter are modelled on the widely used rough log stakes. For the winter landscape, small icicles to scale are also still in development.

The aforementioned snow powder provided the initial spark for superimposed Faller and Vollmer half-timbered buildings, but also their own developments. This is aimed first and foremost at half-timbered buildings, which can then appear in a variety of selectable colour combinations.

On a Kibri basis, various variants are planned that differ in shape and colour from the original kit: new framework and basic colour, covers for existing window openings, new windows, window frames and shutters are just as much part of the repertoire here as new roofs, plinths and side walls or dormer windows. The supplier also makes use of various laser-cut elements and resin castings.

Missing from the 1:220 scale so far are crooked and crooked half-timbered houses that once followed the specifications of the beams used. This is where the announced new developments come in, among which a medium-sized farmhouse/residential building makes the start.

In this case, all the walls and beams are crooked and uneven, the windows adapt to this, are of different sizes and also offset in height, some of the compartments are missing the plaster, revealing the interior with broken stones and woven branches.



The small natural stone shed exists as an original model, which will only be transferred to series production if there is sufficient demand. Photo: Avantgarde Modellbau

This new product is designed as a resin casting kit. The body of the building is a single, pre-coloured casting to which the roof, windows and small parts made of laser cut parts are to be attached. A southern French farmhouse is also envisaged, which is to be used in Provence as well as in Italian landscapes.

A small natural stone shed already exists as a master model, as it is often found in the Swiss Ticino, but could just as plausibly be located in the south of France. However, actual production will depend on interest amongst potential customers: The last two projects in particular require a sufficient number of advance orders in order to be able to assess the market response and avoid economic risk!

www.avantgarde-modellbau.de
[motewe\(at\)gmx.de](mailto:motewe(at)gmx.de)

+++ Azar Models +++

Two new colour variants of the covered SNCF freight wagon G 4 are currently listed on the manufacturer's webpages, also marked as already available: These are a light grey version with markings from Sernam (art. no. W02-SNG) for era VI and a green version from SNCF Fret (W02-FR), which is located in epochs IV/V.

The first building kit from the French small-series manufacturer is now also to be released: The three-tier station building (GAR701) follows a typical Eastern French architectural style and is suitable for replicating smaller or medium-sized railway stations.



The three-door station building (item no. GAR701; photo left) is accompanied by the matching goods shed (HAL701; photo right).
Photos: Azar Models

The kit is made of printed and laser-cut cardboard, so there is no need for colour treatment. The building stands on a base plate which reproduces the pavement (street side) and the platform towards the track. Interior lighting can be installed and three different place name signs are included for individual selection.

The small station can be complemented with a goods shed (HAL701). Both kits are exclusively available from Régions & Compagnies in France.

azar-models.com

+++ AZL (American Z Line) +++

American Z Line does not follow a fixed release schedule and announces its current new products throughout the year, usually every two weeks or so, which are then ready for delivery. Currently, this is the New Haven pullman-green ALCO PA1 (item no. 64413-1 /-2) with pale yellow trim lines, which is



The New Haven ALCO PA1 (item no. 64413-1; photo left) along with the EMD F7 (63006-2; photo right) in SP "black widow" livery.
Photos: AZL / Ztrack

The Southern Pacific EMD F7 A & B comes in the "Black Widow" livery. Offered here are an A-B double pack (63006-1) and a single A unit (63006-2).

Five new packs are available of the MAXI-IV articulated cars, now in brown for the BNSF with the "Swoosh" logo (906558-1 to -5). They are equipped with different sized containers from various companies.

www.americanzline.com



+++ Bahls Modelleisenbahnen +++

Michael Bahls is also planning new projects for this year, but they will not be announced until summer at the earliest. For the time being, the focus is on working off the backlogs from previous years so that the waiting list of his customers does not become even longer.

www.lokomotiven-bahls.de

MAXI-IV articulated cars, now with the BNSF swoosh logo and a load of containers from various companies. (906558-2). Photo: AZL / Ztrack



+++ Böttcher Modellbahntechnik +++

On the pages of this supplier we find under their own brand aluminium wire mesh in the format 100 x 75 cm (art. no. BM 7000) as well as an ochre-coloured rock filler (BM 7661), which is delivered in 1 kg units. It is prepared by adding 450 ml of water.

www.boettcher-modellbahntechnik.de

+++ Busch +++

We find many appealing new products at Busch and some of them can also be used in 1:220 scale. The focus is on the forest in all its facets: ground mats (19 x 25 cm) reproduce summery (art. no. 1321) and dry forest soil (1322). Also, newly available is a Forest Blueberries groundcover foliage (7348) measuring 15 x 8 cm.



For forest modelling, Busch offers, for example, the summer forest ground (Art. No. 1321; photo left) and forest blueberries foliage (7348; photo right). Photos: Busch

The "Modelling kit for forest edge, undergrowth or embankment" (6804) satisfies further needs. It helps to create a naturally grown forest edge, an embankment or dense undergrowth. It provides sea foam for the necessary branches, grass (for spreading) in two shades of green, and tufts of grass that harmonise with it.



Busch design suggestion for the “Modelling kit for forest edge, undergrowth or embankment” (6804). Photo: Busch

Let's now leave the forest and look at the cork sand (7520), which is fine-grained and is supposed to fill subsoils realistically. 40 g are in the bag supplied. The quartz stones (7534) weigh 320 g, which Busch recommends for streams, quarries and as loading material. Some of these can also be used for Z gauge applications, if selected by size.

The novelty programme in the area of grass fibres and grass tufts is rich. The following four colours appear with 2 and 4.5 mm fibre length each: spring (3471 / 3481), summer (3472 / 3482), late summer (3473 / 3483) and autumn (3474 / 3484).

Attached to a base sheet and surrounded by small stones are the following “grass tufts with stones,” which will complement the existing assortment of 16 differently coloured and coordinated tufts: 40 pieces each for spring (3551), summer (3552), late summer (3553), and autumn (3554) as well as 35 pieces for summer (3557) and late summer (3558).



The shrub mat “white flowering” (3595) is intended to give an impression of how this landscaping offer affects the user. Photo: Busch

The new shrub mats in popular spring and summer colours are particularly productive. These 35 mm high fibre mats in 12 x 8 cm format are cut, plucked or torn into small sections and then glued in place. Choose from “white flowering” (3595), spring (3596), summer (3598), and late summer (3599).

The following four new trees (marketed for H0 gauge) are very large for use in Z gauge, but still do not exceed the height of their prototypes even in 1:220 scale: avenue tree (3739), forest lime (3797), forest beech (3798), and forest maple (3799).

www.busch-model.com

+++ Deluxe Materials +++

We find a new plastic adhesive in a precision dosing bottle (art. no. AD92) on the website of this supplier. It is non-toxic and has a low odour, as the supplier writes on its pages. Under the product name “Roket UV” (AD88 / AD89), it also enters the market for light-reactive adhesives.

www.deluxematerials.com

+++ Dietz Elektronik +++

The new DSE-F1 / DSE-F3 function decoder is suitable for all sizes. It offers modes for welding light, fire flicker, random timer, adjustable PWM with dimmed output, and an adjustable switch-on delay.



The new turnout and universal control panel STP-16 offers an extension with the new function “indirect turnout route.” This makes it possible to trigger a programmed turnout route by calling up a single turnout address.

This can also be done by older hand controllers that do not have this function themselves. This new products is available in light grey and black cases (STP-16SW).

Photo: Dietz Elektronik

A new automatic shuttle system for analogue controlled model railways appears under DPA-RC. It enables the simple construction of a shuttle track with adjustable shuttle time.

www.dietz-modellbahntechnik.de

+++ Digimoba Elektronik +++

A track module (art. no. 2028) for DCC digital systems has been newly developed, which makes it possible, without PC control, to let vehicles move slowly at specified points or also to stop them with pinpoint accuracy. The locomotive decoders do not have to support ABC or stop with asymmetrical track signal or stop in DC sections. Sound and other functions are also retained during stops.

Thus, prototypical situations in front of signals or in station entrances and exits as well as at line construction sites can be represented without additional devices. In addition, it can also be used as a stand-alone block module in combination with other units of this type, including a corresponding control of block signals.

The new module is fully compatible with the previously offered product 2025. Great importance was attached to the calibration for the measuring section. The traction current capacity in all three monitored sections is rated at 2 A, which is significantly higher than required by the small vehicles of Z gauge.



Photo: Digimoba Elektronik.

In front of signals, it is able to allow vehicles to pass in the opposite direction without interference, or to pass through the entire block during passage, also at slow speed. All connections are designed as removable terminal strips and simplify both assembly and easy servicing.

www.digimoba.de

+++ D&H Doehler und Haass Steuerungssysteme +++

As the situation on the chip market remains tense, D&H is not currently announcing any new products and is focusing on product maintenance and announced new products from previous years. These include the FCCX digital centre (new product 2020) and the booster (new product 2021), which D&H is confident will finally be delivered by the end of 2023.

The SX-Bus voltage supply and the adapter for low-impedance coil drives as well as the adapter with potential-free changeover contact (new products of previous years) are currently in the sampling process, as reported on their own website. Here the hope is for deliveries in the middle of the year.

www.doehler-haass.de

+++ Donau Elektronik +++

A new addition to the range is a diamond cutting disc with a diameter of 22 mm and a cutting width of 0.23 mm (art. no. 1646) for classic fine tools in model making. This new product is characterised by flexibility and running transparency, has a double-sided coating and is suitable for cutting through glass, metal and epoxy.



Diamond cutting disc (art. no. 1646; photo right) and diamond saw blade (1647; photo left) are newly available from Donau Elektronik. Photos: Donau Elektronik

The diamond saw blade (1647), which is also new, is identical in diameter, cutting width and individual product characteristics, and is of course toothed compared to the cut-off wheel.

shopware.donau-elektronik.de



This production hall of an old spinning mill (art. no. 282742) is offered by Faller as a hard cardboard kit. Photo: Faller

+++ ESU electronic solutions ulm +++

The new LokSound 5 Nano DCC sound decoder measures only 19.6 mm x 8.5 mm x 3.2 mm, but due to its thickness it will only be usable in a few Z gauge models. It only reads the DCC protocol and comes

with open cable ends for free wiring or E24 interface. It also includes a “sugar cube” loudspeaker (11 x 15 mm) together with a sound capsule kit.

www.esu.eu

+++ EtchIT-Modellbau +++

This supplier has made a lasting impression on Z scale enthusiasts and will continue to deliver new products. However, they will only be announced when they are ready for production and delivery.

www.etchit.de

+++ Faller +++

The production hall of the old spinning mill (art. no. 282742; photo on page 32), which is newly released by Faller as a lasercut kit, has a single nave.

The brightly plastered factory building has high mullioned windows and gets its special appearance from brick window frames. The manufacturer classifies this building in era III and plans to deliver it in April of this year.

Under the name “Water Tower Burgstadt” (222234), the popular model from Haltingen is also being reintroduced as a colour version for the N scale.



The “Water Tower Burgstadt” (222234) is already known under a different name and is also suitable for conversion to Z gauge due to its small prototype size. Photos (above and below left): Faller




Since the prototype with its ball tank on a steel frame is rather a low-built model, it can be modified and used for scale 1:220 with little effort.

The “3 Poplars” (181576) with a height of 130 mm and the “4 Columnar Oaks” (181577), which rise 90 - 110 mm from the ground, can also be used on Z-gauge layouts. The new products brochure also refers to the distribution of Vallejo products via Faller.

The rock and terrain foam (171800), which promises easy modelling of rocks, mountains and terrain transitions, will only be available in Germany. It is easy to cut and carve and can be coloured afterwards. The indication of a yield of 16 litres from the 400 ml pressurised can leads us to assume that it could be a polyurethane foam, as it is also used for installing door frames.

A more familiar option for designing rocks is offered by two new rock foils in grey (171801) and ochre (171802). After this trend has found its way to various suppliers, Faller wants to go one step further and specifically stand out: A photo print is used and the foil is mounted on an aluminium lamination, which is supposed to guarantee dimensional stability.



Faller picks up a trend, but puts its new rock foils in grey (171801) on an aluminium lamination so that it is also well suited for small gauges. Photo: Faller

In discussions at the trade fair, Faller representatives emphasised that the company will continue to well cater to the Z gauge segment. Two concrete projects were in the pipeline and would certainly be ready to be launched by next year.

www.faller.de

+++ Freudenreich Feinwerktechnik +++

At the end of 2023, Harald Thom-Freudenreich wants to part with his workshop in Sanitz for reasons of age. This means that he will no longer make investments in tools for new moulds, which take too many years to economically break even.

However, there will still be new colour and printing variants in this last year. For example, a four-pack of the Eanos type open freight wagons is planned with specimens from different owners: DB Schenker, AAE / VTG, SNCB and NS.

A container wagon Os of the private Swedish railway company Three T (item no. 46.818.01) should be available already in March. On request, this model can also be equipped with containers from Maersk, MSC or DB Schenker.



After the conversion of the prototype, it no longer fits into the main type O (open wagons of the standard type), but the Os of Three T (item no. 46.818.01) continues to run as such. Photo: FR Freudenreich Feinwerktechnik

Furthermore, the SJ's electric locomotive Rc5 1377 in white-silver trial livery and Grenland Rail's Ma 404 are planned. Several Z scale clubs have also ordered special series, which are not reported on here yet.

www.fr-modell.de

+++ Heki +++

Heki's 2023 novelty programme consists exclusively of tree material. We have selected those compilations that remain true to scale in the conversion of the growth heights - many model railway enthusiasts may nevertheless find the trees too high, as they are always depicted far too small across all gauges.



3 deciduous trees with 14 cm height (Art.-No. 1926). Photo: Heki

The "3 birch trees" with a height of 14 cm (art.-no.: 19116) from the Realistic series are praised by the manufacturer as almost unique specimens. The trunks are coloured by hand and the foliage is applied in several steps, according to the manufacturer.

The "3 deciduous trees" with the same height (1926) have a slender growth reminiscent of poplars and belong to the Artline range with their micro leaves. Three mini forest economy packs are also interesting: "Mini forest set 40 trees and firs 5 - 18 cm" (1962), 30 trees and firs 5 to 11 cm high (1963) and 27 deciduous trees 11 to 14 cm high (1325).

www.heki-kittler.de

+++ Herpa +++

First of all, there is new information to report about the future of the customer clubs and the Wings World magazine: Anyone can register for the clubs and in this way gain access to attractive models and discounts.

No firm commitment is to be entered into, nor is a membership fee to be paid. The aircraft magazine Wings World (<https://www.herpa.de/de/Club/Magazine/Wingsworld>) is to be published electronically and without access restrictions on the Herpa pages from spring onwards. In addition, there will no longer be a fixed publication rhythm and the articles will be published regularly.

Herpa has not yet announced any new moulds or larger projects for the model year 2023. Previously announced new products refer to the planned delivery months of March and April 2023. The Ilyushin IL-62M of Air Ukraine (item no. 572699) focuses on the past of this country, when its world was still in order.

The same aircraft type is also represented by a model for LOT Polish Airlines (572682) from its western neighbouring country. This aircraft was christened "Wladyslaw Sikorski" and is no longer part of the airline's fleet.



This Airbus A350-900 model "Marcello Lippi" from ITA Airways (Art.-No 572620) is part of Herpa's spring new products. Photo: Herpa

Modern turboprop aircraft are the ATR 72-600 of Brazilian Azul (572675) in a livery showing the national flag on a black fuselage, and the somewhat smaller version ATR 42-300 in service with ATI Aero Trasporti Italiani with the name "Siena" (572668).

ITA Airways is the successor to the long-established Alitalia. Its Airbus A350-900 with the name "Marcello Lippi" (572620) is registered in Ireland and, thus, is easily recognisable as a leased asset. The same might be true for Philippine Air's Douglas DC-6B "Magellan's Cross / Cruz de Magallanes" (572545), which would have long been a flying piece of history today.

Two snap-fit models in simplified design and flight display with retracted undercarriages complete this line-up. These are the Airbus A330-200 of TAP Air Cargo (613736) and the Boeing 787-9 "Proud of Poland's Independence" of LOT Polish Airlines (613781) presented in special livery.

www.herpa.de

+++ High Tech Modellbahnen +++

In the hope of eventually catching up with the existing backlogs, High Tech Modellbahnen is again planning new products in the long term. This may include interior lighting for Märklin express carriages, new switch modules for the turntable and transfer table (for analogue and digital operation) and special plug-in bases for various locomotives.

www.z-hightech.de

+++ Imprintium +++

This manufacturer, previously unknown to us, also has Z scale models in its 3D printed range, including caterpillar and steam tractors, small boats and a motor ship. Unfortunately, Thorsten Zwarg did not respond to our enquiry as to which of these models are new and whether further new products are planned.

imprintium.de

+++ IMS Modellbau-Manufaktur +++

After the new products announced last year, which we added in the March 2022 issue, the Hartmühle stop and four light models, were not requested even once, this manufacturer is concentrating on larger gauges in the current year.

ims-modell.de

+++ JMC Scale Models +++

The industrious car model designer, who introduced himself in person at Altenbeken 2022, had to solve



The new-form Henschel HS 160 USL-G articulated bus can be ordered in these three configurations. Photo: JMC Scale Models

unusual problems with his latest project: He ran out of resin for casting his models and the local dealer was unable to supply more.

Now that he has found an alternative, production could restart. The first Henschel HS 160 USL-G articulated buses are currently being built. Three versions of this very attractive model are on offer: straight ahead and right or left turning.

When ordering, the customer has to choose one of these versions, because the joints are not movable. Depending on the direction of travel, the front wheels are also suitably turned in the direction of travel.

jmc-scalemodels.blogspot.com

www.facebook.com/pages/category/Games-Toys/JMC-Scale-Models-341193572911400/

+++ Joswood +++

After the overseas transport boxes for heavy goods wagons have been well received by customers, Joswood is expanding this series further. The three new products from this series for the small gauges are also suitable again for Z gauge.

These spring new products consist of wooden boxes whose lid can also be built as a detached part. They are therefore also very suitable for creating loading scenes, for example in a machine factory.

Three different combinations in different sizes are offered: "small wooden boxes set 1" (art. no. 40427; 8 pieces, L 19 x W 11 x H 10 mm), "small wooden boxes set 2" (40428; 4 pieces, L 35 x W 11 x H 10 mm), and "small wooden boxes set 3" (40429; 4 pieces, L 35 x W 11 x H 12.5 mm).

Interesting for the timber yard of sawmills or for loading onto various stake wagons of classic or modern design is also the "Timber Stack Set 2" (40449). It contains three different sized saw log stacks. The twelve stacks supplied with this pack are distributed as follows L 52 x W 9 x H 10 mm (3 pieces), L 30 x W 11 x H 5 mm (4 pieces) and L 25 x W 8 x H 8 mm (5 pieces).

<http://www.joswood-gmbh.de>

+++ Kastenbahner +++

Andreas Herzog continues to be active and busy. He let us know that there are currently no new products to report. The last ones (Ks signals with different masts) had already been announced in reports of previous issues. All types of signals can be ordered with or without beacons.

www.kastenbahner.com



+++ Klingenhöfer Miniaturen +++

Klingenhöfer Miniaturen is starting the year 2023 with three new animal figures. The first is already familiar to us from the programme, but the figure announced in **Trainini®** 10/2021 was designed differently. The gorilla on the rampage on a car (art. no. Z-TA04) is a real new product

The new Galapagos tortoise has a shell length of 134 cm in real life and will enrich one or the other zoo on a



Crouching gorilla on top of a car. Photo: Klingenhöfer Miniaturen



Two golden retrievers (left) and the Galapagos giant tortoises (right) make up the other spring new products. Photos: Klingenhöfer Miniaturen

scale of 1:220 in the future. Also new are two golden retrievers, which are certainly better off in the care of a family with house and garden.

The outlook for this year is that the assortment of small animals such as squirrels and birds will be further expanded.

www.klingenhoefer.com

+++ Kreativ3.de +++

Jürgen Dill-Schilling told us that this supplier focuses on H0 and TT scales. After the exhibition in Dresden (10 - 12 February 2023), Kreativ3.de will also bring individual products from the existing portfolio of larger scales as new products for Z gauge. The company's own website will keep customers and interested parties up to date on the latest developments.

www.modellkreationen.de

+++ Krüger Modellbau +++

This small series manufacturer announces a snow plough (item no. Z98052.04) for the 52 series. Consisting of etched parts also for the front frame, it is to form an exchange element. Furthermore, alternatives for the running boards (Z98814.01) of four-axle Märklin compartment coaches are to be offered with etched parts.

www.krueger-modellbau.de



Photo: Lenz Elektronik

+++ Lenz Elektronik +++

Many customers found the digital control units of the DCC inventor too complicated. This is especially true for those model railroaders who do not want extensive controls and only drive a few vehicles.

Lenz has reacted to this and now offers "Starter-Digital" (art. no. 60120), a combination of a small starter control unit, a matching hand controller and a powerful power supply unit. An additional hand controller (21020) can be purchased separately.

This unit offers only the basic functions for up to four traction units with ten switchable functions per model. Ten turnouts can also be controlled.

Four turnouts or signals can be connected to the LS101 switching decoder. For the use of LEDs it is important to know that there is direct current at the outputs. A connection to the central unit enables the switch positions to be reported back for display on a hand-held device or to be passed on to a control programme.

www.digital-plus.de

+++ Markenburg +++

The Z gauge assortment of the Dutch lasercut specialist currently comprises 39 items. Examples from this are the telephone boxes, which are offered in grey and green according to the Dutch model. We had already mentioned them in an earlier new products report. What is new, however, is the information that they can also be manufactured in yellow for use in Germany or in red for the British Isles.



The “Heistraat 109” residential house is the latest Markenburg new products for Z gauge. Photo: Markenburg

The houses, farms and factory buildings in the programme can also be adapted in the area of window frames or roof tiles to give them a different appearance and to use them in a different region. In addition, pavement slabs, brickwork, and bedding in 10 x 25 cm format are also available for Z scale, so that skilful model railway enthusiasts can put together their own creations.


The module tables in the programme are intended for designing your own layout and are suitable for the three gauges HO, N, and Z. The latest product for the scale 1:220 is the residential house "Heistraat 109", which we can also show here with product pictures that reveal its unique style.

www.markenburg.nl

+++ Märklin +++

Our talk with Märklin at this year's fair was very informative and ranged from a look back at last year's anniversary to the prospects offered by the latest new products for our gauge. The repeated postponement of the insider model 2022, the V 320 001, caused irritation recently. Some customers expressed their concern to our editorial team that the Wiebe version might be available earlier than the Era III version of the Bundesbahn.

This would then call into question the exclusivity of the Märklin Insider Club models, which is why we approached the manufacturer with this question. He was able to reassure us that this would not happen at all, because the reasons for the rescheduling concern both versions.



This refrigerator car (art. no. 80133) with different printing on both sides was the Märklin trade fair gift to the dealers.

It was explained to us that the Insider Models are, in principle, ready for delivery. However, the final quality control still revealed a weak point that is to be fixed first in the interest of Märklin and its customers. Since the production release samples did not show the criticised feature, two alternative solutions must now be tested, which may affect the final delivery date to varying degrees.

Collectors will again be delighted with the special exhibition models. As a fair gift for the dealers, there was a refrigerator car (art. no. 80133) with different printing on each side with the motifs "100 Years of the FD Long Distance Train" (black and white) and "150 Years of the Black Forest Railway". Especially the colourfully printed second motif looks very appealing with a class 601 diesel multiple unit as the Alpen-See-Express.


The DB Regio class 143 (88430) was chosen as the exhibition locomotive. In the Era VI version, it has a black basic colour with two red decorative stripes as a rental locomotive with advertising inscriptions from DB Gebrauchtzug.



A class 143 locomotive in special livery (88430) is the Nuremberg trade fair model 2023. Photo: Märklin

Märklin has a little hit in store for the MHI (Märklin Dealer Initiative): for the first time, the Göppingen-based manufacturer is using a 1:220 scale reversible steam locomotive. This is the class 78 tank steam locomotive (88068), which was also issued last year after extensive product maintenance. But, this time it appears with a fan attachment on the driver's cab roof, which already sets it apart from its direct predecessor.


What is really amazing, however, is the white/red light change installed for the first time with LEDs. With the tail lights it can also run at the end of the train, as was the case with its prototype from the Bw Essen in the Ruhrschnellverkehr of the sixties. Märklin indicates an operating condition of around 1965.



For a push-pull train, the class 78 (88068) also gets tail lights for the first time and appears as a limited MHI special model.

MHI also offers a matching car set (87074). It consists of two permanently coupled pairs of AB3yge/B3yge and B3yge/B3yge type conversion coaches, as well as a BD4nf-59 driving trailer. For those who are not familiar with the designations, it should be noted that this is a "bunny box" from the "Silberling/silver coin design" commuter car family, which is now appearing for the first time in this five-part set for Era III.

The class 44 steam locomotive with oil tender (88975) has a special charm. Behind this simple product name hides the Märklin's exhibition locomotive, a locomotive that has been set up on the grounds of the Märklineum.



With the MHI reversible train set (87074), the bunny box will also appear for Era IV. The pre-production sample now available (photo above) promises a successful realisation of the car sides, as well as the head. The exhibition locomotive 44 1315 appears together with its shelter as a kit (88975; photo below).

Consequently, it also appears in the model with a kit made of solid-coloured hard cardboard from Modellbau Laffont, which reproduces the shelter, which is supposed to be reminiscent of a Märklin H0 package. During the exhibition, some viewers asked whether the Märklin lettering on the shelter could be optimised.

It has a thin strip on which the letters sit to make manual alignment unnecessary, it should be borne in mind how tiny these are in Z scale. We were told that the individual letters are engraved on the wall surface as an adhesive aid. This facilitates exact positioning, but also opens up the option of removing the retaining strip for purists with a talent for craftsmanship.

We have an addendum to deliver to the insider model 2023, the battery railcar ETA / ESA 150 (88250). Known since the end of November 2022, it is formally one of this year's new products. The quickly created product image initially still contained some errors, which we would like to briefly address.



Except for the not yet corrected position of the 1st class compartment, the CAD volume representation of the ETA / ESA 150 (88250) now corresponds to the expected model. Photo: Märklin

For example, the ETA 1505 underbody series is not reproduced, and the four-leaf folding door in the area of the luggage compartment has been subsequently removed from the illustrations. Also, the 1st class compartment still has to be relocated, which will of course be done on the delivered models, but was still incorrect on the sample illustrations.

It remained unclear how the product description "rear top lighting on the motor coach can be switched off" is to be understood. There were concerns that the driving trailer will nevertheless illuminate its leading unit, as it is not explicitly mentioned. We received feedback that we can assume that the lighting is correct. The issue is therefore known.



So far there is no hand-built prototype model of the V 60 (88651), but only this photomontage based on the H0 scale version. The shape of the body will finally be correct, two alternatives for the lighting are currently being examined. Photo: Märklin

A new starter set (81875) with track oval and rolling stock is dedicated to the current Era VI. Three different VTG freight cars are included, one in red-brown (Eaos) and two in blue (Falns and Shimmns). This is the first time that a Rhein-cargo locomotive has been published for Z-gauge. The choice fell on the silver-painted class 285 diesel locomotive.

The class 86 tender steam locomotive (8893) of the Deutsche Reichsbahn for Era II and the class 38 steam locomotive (88997) with box tender and large wind deflectors, which will be placed in Era IIIa for the first time, require less explanation.

The announcement of a new shunting diesel locomotive of the V 60 series was a sensation for many, although it had been “in the air” for years, because Märklin had already developed the suitable running gear for the V 36: We noticed at the time that this locomotive in the model ran on the chassis of the V 60, and the first development step was thus already done.



As part of a new starter set (81875), a Rheincargo locomotive in Z scale appears for the first time.

51 years after the release of a great compromise with a completely wrong chassis, the time has come and a new model (88651) will take over from its aged predecessor. That's why we are providing some details that are not in the product description: It will have a white-white light change, but no tail lights. The lanterns will probably be illuminated by light guides, but alternatives are also currently being examined.

The new model with metal body is a completely new design, which is why the cab shape will finally be correct. The upper side window area is thus retracted and the roof sits lower, as is the case with the originals. That the new products will be equipped with window inserts can already be seen in the product description.

The DB class 41 (88277) with new boilers and coal firing is from epoch III. The product illustration shows buffer plate warning paint, the model is also equipped with Indusi magnet on the locomotive driver's side and window ice sets in the driver's cab. Unfortunately, it has to make do with the old 2'2' T 34 tender, which is no longer convincing in some details.



The Klv 20 (88026) is now on the track for the Wolff company from Walsrode. Photo: Märklin

With this, it is time to also weave in some wagon new products: The DB's chrome oxide green crew car (87002) for construction trains is of the type Ci wü 04/05. It is equipped with an interior. The two Prussian compartment coaches (87042), 2nd class without and 1st/2nd class with brakeman's cab, can extend a coach pack from previous years.

They belong to the two-axle conversions with sprinklers in the middle of the vehicle and correspond to Era IIIb (around 1958). In keeping with the prototype, they do not carry a Bundesbahn “biscuit” logo. This also applies to another reissue for which we had to wait a long time.



A four-part carriage set (87565) and the individually available baggage car (87566) make for an early era III Prussian train formation before the introduction of the “Ege-biscuit” type Federal Railway. Photo: Märklin

We are talking about the four-axle compartment coaches of Prussian design, which are now also assigned to Era IIIb again. The car set (87565) contains four cars with the following equipment: 1 car AB4 (1st/2nd class) with brakeman's cab and 3 cars B4 (2nd class), one of them with brakeman's cab. In the first edition many years ago, they were still printed with the “Ege-biscuit” logo, which this type never received.

The cars can be dated to the last period of use after the class reform. The matching baggage car Pw4 (87566) of the Prussian type with a central driver's cab is offered separately. It also does without the biscuit, but outlived the passenger coaches in service by a few years.

The small car Klv 20 has become a bestseller. Märklin is therefore reissuing it in blue paint (88026) and with the addresses of the Wolff company from Walsrode in the Lüneburg Heath. The tiny model made of metal-filled plastic thus belongs to epoch IV.

There were only 15 examples of the type Tams 886 in the prototype. The rolling roof cars of the German Federal Railways based on the Eaos 106 appear as a set of three (86682) for Era IV. The roll-roof top comes even from new moulds.

The stake car Kklm 431 could save itself from the Länderbahn era into the computer age. Its DB model for Era IV (82103) has three double-walled oil containers in dark grey paint as a load, secured on a loading frame according to the prototype.

The series of museum locomotives is continued. This time the choice fell on E 19 12 (88085), as it presented itself to the viewers in 1977. At that time, it wore a cobalt blue base colour on which white decorative lines were applied.



The series of museum locomotives continues with the attractive looking E 19 12 (88085) in 1977 condition. Photo: Märklin

However, their arrangement did not correspond to the DB operating condition in this colour, but erroneously followed that from the time when it still wore wine red. Old black-and-white photos had misled the restorers at the time. The model rests in a real wooden box.


A reunion with the class 139 freight locomotive (88386). On the Höllentalbahn, it was also used for many years in push-pull service due to its electric resistance brake, which had opened up a wide range of applications for it.

With it, this class is now also being converted to bell armature motors together with warm white LED lighting. It remains unclear why Märklin has chosen an ocean blue-ivory coloured model for the second time. Nevertheless, it will certainly stand out visibly from its predecessor from the eighties in terms of paint and printing. The operating condition around 1978 is reproduced.

In the future, the goods train escort car Pwgs 041 (86061) will be available separately. It will still be without a driver's cab, but will now have Era IV markings (without the DB biscuit). The Rlmp 700 heavy goods wagons, which appear as a pack of four (82228) with armoured loads, also slip into this time window.

With regard to the inscriptions, they now also match the Leopard 1A1, with which they are also loaded this time. Three more tank models (89025) are available as a supplement in a separate pack.

A TRAXX locomotive returns to the range with the class 186. The modern four-system electric locomotive (88487) belongs to Railpool and bears the design of the Lineas with which it is currently on the road. It can also be coupled with the three new Sgns 691 container wagons of Deutsche Bahn AG (82640).



The Sgns 691 freight wagons of the Deutsche Bahn AG (82640) are new designs and made from metal-filled plastic. Their pre-production samples show very filigree and fine structures.

They are made in metal-filled plastic to achieve good running properties. Their loading has deliberate gaps, which are more common in modern Klv trains: One wagon is unloaded, the other two are loaded with two 20-foot containers (One and Maersk) and one 40-foot container from Maersk respectively, which still leaves capacity gaps.

Part 6 of the bronze casting collector's series is dedicated to the Swiss Re 4/4II (88597). With black tones in the undercarriage area, reduced printing and protective paint, it presents itself just as stylish as the previous models in this series. The locomotive is delivered in a wooden box.





SBB's green Re 4/4^{II} (88593; see photo on page 48 below) and SBB's Re 460 (88468) together with a Siemens Vectron of BLS serve the Swiss market this year. Photos: Märklin

The same model also finds its way into the new product line-up as a green locomotive with round headlights at the bottom (88593). With the exception of the paint scheme and the new single-arm pantographs, it thus technically corresponds to the locomotive from the TEE train set 81593.

Staying in Switzerland, the SBB's class 460 electric locomotive is being reissued in its standard red livery in circa 2018 condition (88468). It is now also powered by a bell armature motor and without electrical functioning pantographs.

The Siemens Vectron now changes to BLS as class 475 (88236) and thus receives probably one of the most beautiful colour schemes of the prototype. Technically, it is unchanged compared to the previous editions and also belongs to Era VI.

Two pocket wagons Sdkmms of Hupac (82273) are released to match. The black painted versions have close couplings and carry semi-trailers of the Planzer and Schöni haulage companies. For the SNCB Märklin presents a five-piece car set (86358) with telescopic bonnet and sliding tarpaulin cars of the types Shimmns and Shimms.

The models show four different designs (from various colour schemes) and some also have touch-up spots. We already presented this year's museum car in **Trainini®** 12/2022.

For the fourth time since 2017, the Insider Club annual wagon 2023 will be a covered freight wagon of the GI Dresden type (Item No. 80333). This time, it bears era IV markings and is in the service of the electrical appliance manufacturer Saba.

www.maerklin.de

+++ MBZ Modellbahnzubehör +++

What is new about this manufacturer is that it now also clearly identifies newly added products on a separate page of its website. Unfortunately, no specific information is provided to our editorial staff.

Unfortunately, the date of inclusion of new products is not marked, which is why it is not possible to see how long kits are considered new there. We are therefore filtering out some highlights of this list and ask our readers to refer to it, if necessary.

The new primer Paraloid B72 (art. no. 72226) is supplied as granules dissolved with acetone and in this liquid form is intended as a primer for the manufacturer's kits. A burnished brass chain (86307) with 500 mm is also offered for Z gauge.



The Goldberg Castle (art. no. 16623) consists of several kits that can be used individually or together to recreate the model as a whole or in parts. Photo: MBZ Modellbahnzubehör

The prototype of the Meckenbeuren station kit (16630) is located in Baden-Württemberg and belonged to the Swabian railway, which is the protagonist of a well-known German children's song. The appealing model is reproduced in its state of construction of 1905, thus quite appropriate for the time when that famous farmer was not allowed to take his goat on the train and tied it to the coupling of the last wagon without further ado. Other stations can also be found among the new products.

With the Goldberg Castle (16623) a manorial country estate from around 1820 finds its way into the programme, which looks appealing and striking and does not immediately claim the dimensions of a castle complex. For this kit there is also the option of some additional buildings, with which the ensemble can reach quite considerable dimensions.

The Gothic chapel (16612) can also become an eye-catcher because of its beautiful architectural style and consequently deserves to be mentioned here. For model railway enthusiasts who build according to concrete models, various kits are recommended that deal with the layouts of the railway maintenance depot Bebra (16564 et al.), which as a DB station close to the border was once of great importance for transit traffic to the East Germany.

A technical highlight is certainly the 10-metre wagon turntable (73626) driven by a stepper motor, which makes the disc move 45° at a time. The turntable itself is made of laser-cut and engraved cardboard.

www.mbz-modellbahnzubehoer.de

+++ MHN Horneber Collection +++

This supplier actually specialises in shop fittings and shop fixture systems, but also offers glass display cases. At a higher price and quality level, the range also offers options for solutions in the home environment.

The range of showcase types, heights and designs is extensive and, with various lighting options, offers additional attractions to equip your own hobby room in a sophisticated way.

www.glasvitrienen.de

+++ Microrama Model Decor +++

Microrama renews its range of Magitree tree armatures (trunks and branches). The new products are made of a resistant unbreakable plastic. The branches can be shaped into the desired form with a heat gun.



Microrama's new trees with refined branch structures, and, above all, a considerably more realistic looking trunk and bark structure.
Photo: Microrama Model Decor

The trunks and branches have a realistic shape and are offered in many variations. Details of the bark can easily be highlighted with a small brush and paint. The flocking of the last branching levels is ideally done with an electrostatic flocking device, for example with the manufacturer's "bFlock" device. Also recommended is the use of their Platter device, which statically charges the foliage (Magileaf) and makes it jump to the branch tips.

The new trees are to be labelled "New Magitree" on the company's own website. Precise construction instructions will also be provided to introduce even beginners to this modelling technique, which produces particularly realistic results.

www.microrama.eu
www.microrama.online

+++ Micro-Trains (MTL) +++

Micro-Trains has presented car no. 12 of the Railroad Magazine special series (item no. 502 00 651). It follows the familiar design, again shows a historical cover (from February 1941) and is to be delivered before the end of February.

www.micro-trains.com



MTL's Railroad-Magazine series has now arrived at wagon no. 12 (Art.-Nr. 502 00 651). Photo: Micro-Trains

+++ Modellbahn-Decals Andreas Nothaft +++

As an exception, Andreas Nothaft does not offer new decals for model railways, but something across gauges: As a special series he offers a wristwatch for steam locomotive enthusiasts. Dial and hands are based on the speedometer in the cab of the class 74. On request, the watch can be delivered in a gift box for a small extra charge.

www.modellbahndecals.de



Photo: Modellbahn-Union

+++ Modellbahn Union +++

An interesting new product comes from this model railway dealer, which is for N scale, but could be also used for our scale and might even have chances to be produced in scale 1:220. Under the name "MUFlex" a neutral grey foil is offered, which thanks to its flexibility can be brought into almost any shape.

It is easy to cut and glue and is available with different three-dimensional structures. It is 2 or 3 mm thick and can be painted with acrylic paint. Sand can also be worked into the stone joints, which is intended to create the most realistic effect possible for the designed scenes.

www.modellbahnunion.com

+++ Modellbauatelier Steinbrecher +++

André Steinbrecher told us that he is currently working at capacity with an annual production of around 4,000 trees. For this reason, there are currently no new products to report. The existing price list is currently being revised and will be published on their website.

www.modellbau-steinbrecher.de

+++ Modellbau Dr. Schroll +++

This manufacturer does not have any new products to report in the spring of 2023. Nevertheless, Dr. Schroll was pleased to point out that his new website is finally up and running, and now provides his customers with the necessary overview of the product range. In addition, these new pages also look modern and appealing.

www.modellbau-dr-schroll.de

+++ Modellbau Laffont +++

This laser-cut kits supplier from Aachen is setting off a veritable fireworks display of new products. The first two are based on the Eschelbronn railway station. The original station building (Item No. Z3701) can be found near Heidelberg and has two storeys with a gable roof, partial framework and wooden boarding in the gable area. It can be used from era II and can be extended with the matching Eschelbronn goods shed (Z5101).



Combination of the Eschelbronn station building (item no. Z3701) with the corresponding goods shed (Z5101). Photo: Modellbau Laffont

The railway post hall (Z5401), once found in many towns, can be extended as desired by placing it next to or behind each other. This new products offers many assembly options: The back wall can be omitted, as well as it can be built up side- and mirror-inverted. One side is built half-open with steel framework, the opposite side shows a closed wall with tile engravings.



The new railway mail hall (Z5401) offers a wide range of construction and deployment options and, as seen here, can also be installed in such a way that it allows the viewer to look inside. Photo: Modellbau Laffont

Such buildings were not only used for loading the weather-sensitive postal goods in the sixties and seventies. Such buildings were also used (or continued to be used) as parking halls for lorries or buses. An open parking deck for cars is also conceivable.

In company backyards or allotment gardens close to the railway, you can sometimes find abandoned freight wagons (Z6401) which, stripped of their chassis, have found a new function as a summerhouse or storage facility.

With the finest engravings, this kit can also be used from era I, but the peak of this type of usage was certainly reached in the times that model railroaders recreate with eras III and IV.



Many customers will be grateful for the storage facilities suggested by the parked freight wagon (Z6401). Photo: Modellbau Laffont

All new kits have, in common, that they are made of solid-coloured, precisely cut hard cardboard and can be glued with standard white glue.

www.modellbau-laffont.de




Photo: Modellland

+++ Modelland +++

Z gauge vending machines with LED lighting for Era III are currently being planned. Waterproof printed on plastic, the vending machines in classic design will then be available for two well-known cola brands.

www.modellland.de

+++ NoBa-Modelle +++

Before we present the current new products, we would like to take the liberty of pointing out the product maintenance that is being carried out in the NoBa-Modelle range. For example, the double diesel locomotive of the V 188 series, which we presented in detail in the resin print kit version, has been reworked.



An example of the ever-ongoing product maintenance is the shell of the V 188, which received some new details in the roof and chassis area.

It now convinces with many new details, especially in the roof area, which include, for example, the angled mounted compressed air whistle. Some other aspects have been also corrected or improved. For example, the current models have received an apron for the undercarriage area, which covers the bogies of the Rokuhan shortys and depicts prototype features.

Another area of product maintenance is the replacement of the PLA models still in stock with the much finer looking resin models in the course of 2023. Remaining stocks of PLA prints will be sold as discontinued models at special prices.

This brings us to the current new products: the designs offered for downloading and self-printing against payment have been expanded as follows: transformer station (art. no. 23001), Mercedes-Benz Actros 4x2 with NoBa trailer (26006), Claas tractor (26002), Mercedes-Benz Actros waste collector 6x4 (26003) or 4x2 (26004) as well as Iveco-Magirus 256 D 26 (26005).



The Unimog U 406 with snow plough is now available as a finished model (art. no. 6240RF; photo on the left) as well as a two-way vehicle in unfinished form (6242R; photo on the right). Photos: NoBa-Modelle


The Unimog U 406 with snow plough (6240RF) is now offered as a finished model. A new tandem trailer is also available for this vehicle, which was previously only available in unfinished form (6217R). The same applies to the quaint two-way vehicle based on the Mercedes-Benz Unimog U 406 (6242R), which can also perform shunting tasks in works traffic in conjunction with a ghost car.

www.noba-modelle.de

+++ Noch +++

Noch came up with almost revolutionary new products in Nuremberg. Multicolour 3D printing has not just been invented, but the Wangen-based company is the first manufacturer of this size in the model railway sector to venture into this technology.

The result for the Z gauge is also unparalleled, because the new figures impress with their excellent fineness, strong colour, smooth surfaces and no plastic shine. We were able to convince ourselves of this in person at the international toy fair.



This photo should underline our anticipatory praise for the new figures: In front you can see Z gauge mountain hikers with summit cross (item no. 44531), which are appealing in terms of size, proportions, colour as well as postures and offer a change from the mass-produced figures that have been common so far.

It is also commendable that the figures have been conceived with thought and creativity. They show far more than the typical postures that we have known from mass-produced figures up to now: A fireman climbs up a ladder, workers squat or kneel, a train conductor pulls a suitcase behind him, while a sun worshipper reads the newspaper and people sitting on a bench casually cross their legs.


The mountain hikers, who show very different statures, and the animal figures, which are very well proportioned throughout the series, also look appealing. They are a clear leap forward, as can be seen in direct comparison with the cows from the injection moulding premiere. The production technology of the new 3D Master figures makes a wide range possible, even in smaller editions, so we hope for many more ideas from Noch!

Eight sets of human figures and three sets of animal figures (six figures per pack) are in the starting programme: firemen (art. no. 44500), construction workers (44501), railway personnel (44510), shunting personnel (44511), travellers (44520), seated persons (44521), swimmers (44530) and mountain hikers with a summit cross (44531).



Firefighters (44500), railway staff (44510), shunting staff (44511) and seated persons (44521) are four more of the eight new figure packs. Photos: Noch

The patterns of the cows (44540) and horses (44542) already look very authentic. For more than twenty years, Zetties have had to wait for a new edition of deer figures, but with Noch, a new supplier has now answered these calls: the deer (44541), as well as the two other animal figure sets, each include a young animal.



The three sets of animal figures each include a young animal. The black-coloured cows look much better than the injection-moulded figures from the same company. Deer (44541) have been a gap in the Z-gauge programme for more than twenty years!

The accessories specialist wants to continue a tradition with new XL tree packs from its Classic series. For years, the organisation “Plant-for-the-Planet” has been planting a real tree for every 100 model trees sold from these low-priced sets. More than 6,000 trees have been planted so far. In addition, the new packaging does not use any plastic.

This year, the range continues with the following: five fruit trees (25610) green or flowering (25615), deciduous trees (25620; all 8 cm high up to this point), autumn trees (25625; 8 - 10 cm), birches (25630; 10 cm), poplars (25635; 12 cm) and eight firs (25640) with heights between 8 and 12 cm.

New mini grass mats in the 45 x 30 cm format are intended for quick and uncomplicated use on the small surfaces of dioramas. They are included in the range in the versions "Flower meadow" (00008), "Meadow" (00007) and "Spring" (00006).

We hadn't noticed before that the sea foil, a classic for covering water surfaces, was only ever offered in colour at Noch. Now it has finally been added to the range with a wave structure and complete transparency in the 41 x 26 cm format (60852).



This photo shows a step in the application of the crumpled rocks: The cut to size and previously crumpled laminating paper is pulled apart again in large sections. Photo: Noch

The Knitterfelsen® (invented by Atelier Dietrich (see separate section in this article) seem to go down well: The three most popular designs now appear in XL format of 61 x 34.5 cm at Noch: "Wildspitze" (60307), "Großvenediger" (60309) and "Seiser Alm" (60311).

www.noch.de

+++ RATIMO Rainer-Tielke-Modellbau +++

Here, too, there are exciting and useful new products to report. Large air-conditioning units (art. no. 50075 & 50076) for mounting on the roof of large commercial and factory buildings are equipped with different air ducts.

The Kaelble Z6 W2AL 30 (50074) is a heavy-duty tractor with three axles that was built from 1939 onwards. The prototype was used by the Reichsbahn and after the end of the war also by the Bundesbahn in door-to-door traffic and heavy transport.



The road vehicles from the spring 2023 new products are compiled at a glance. Photo: Rainer Tielke Modellbau

The different versions of the Faun 912, which are new in the range, are based on military models. The heavy, three-axle vehicle was in the service of the young Bundeswehr and is offered without (50068) as well as with a tarpaulin (50069) and in each case with the bonnet open at the side.

Another new product is the Bundeswehr flatbed truck with accompanying trailer on which the M-3 push and tow boat is loaded (50070). Truck and trailer can also be separated.

www.ratimo-z.de

www.rainer-tielke-modellbau.de

+++ Rokuhan +++

No new Rokuhan products are currently expected from the German distributor. However, two new versions of the DE10 diesel locomotive have been announced on the Japanese pages of the manufacturer.



Tobu Railway diesel locomotive DE10 1109 (item no. T012-11) in blue livery. Photo: Rokuhan

The Tobu Railway's road number 1099 (item no. T012-10) has the standard red-orange livery, the blue version with road number 1109 (T012-11) of the same company once belonged to JR Hokkaido. Parts and badges for the front railings are enclosed with the models.

Ztrack reports the availability of two single locomotive sheds with automatically closing doors (S070-1 / -2) as well as a locomotive wheel cleaner with power supply from the track (A063), which is already sold in Germany by Modellbahn-Union and has been presented and tested by us.

www.rokuhan.com

+++ Schreiber-Bogen Kartonmodellbau (Aue-Verlag) +++

Today, the ruins in Berlin serve as a memorial against war. At Schreiber-Bogen, the Kaiser Wilhelm



Kaiser-Wilhelm-Gedächtniskirche (Art.-Nr. 809). Photo: Aue-Verlag

Memorial Church appears as a kit that reproduces the condition before the destructive fire in 1943. The miniature (art. no. 809) is on a scale of 1:250.

In the same scale, the fast steamer "Bremen" IV (3302) from the Hamburger Modellbaubogen Verlag is designed for very experienced modelers.

It consists of 1,915 parts, with alternative parts from the two lasercut accessory sets 4302 (details and railing) and 4303 (interior) even 4,982.

The finished model has a length of more than 1 metre. It can be flagged over the tops (pennants are included) and also shows an interior of the bridge, first class dining room and smoking lounges in its full configuration.

The new booklet 22 of the series "Aus der Geschichte des Kartonmodellbaus" (From the History of Cardboard Model Making) can certainly please friends of this model-making branch as well and regardless of scale.

www.schreiber-bogen.de

+++ Silhouette Modellbau +++

Silhouette sees its salvation this year in a new fantasy series that is to be further expanded. But orange, azure or bright red grass tufts and scattered flocks will hardly be an option for a model railway enthusiast.

Four new grass tuft variants with a fibre length of 12 mm - equivalent to 2.64 m - are not suitable for our needs either.

What remains can also be found in the same or similar form in the Busch range, especially as both suppliers belong to the same owner. The grass tufts with stones are varied here as follows: with dark stones for spring (art. no. 748-21S), summer (748-22S), early autumn (748-23S) and late autumn (748-24S) as well as in the same seasonal order with light-coloured stones (749-21S bis -24S).

www.mininatur.de



Fast Steamer "Bremen" IV (3302). Photo: Aue-Verlag

+++ SMZ Sondermodelle Z +++

On its pages, the Austrian small series manufacturer announces the SBB's double multiple unit Re 4/8 301 in the condition from 1939. This corresponds to its original appearance when it entered service.

This model is also driven on a bogie by an iron-core-less motor and can be ordered with either analogue or digital main board (with Next18s interface). In digital mode, the switchable functions include a white-red light change and an interior lighting.



The SBB's double multiple unit Re 4/8 301 "Churchill-Arrow" appears in various equipment versions. Photo: Sondermodelle Z

As a premium model, the model even has numerous sound functions, which are realised via an SD18a decoder from D&H including loudspeaker. The product equipment also includes true-to-size SBB pantographs from Sommerfeldt.

www.sondermodellez.eu

+++ tams elektronik +++

Currently, no new products have been reported on its webpages. However, we would like to remind you that the popular Heißwolf speed controllers for analogue operation have been manufactured and distributed by Tams since February 2022.

www.tams-online.de

+++ Trafofuchs +++

Trafofuchs has three new figurine creations in its programme this spring: the barrel organ player with a small monkey is declared for era I, but this duo also fits into the two to three following eras - today, this relic of the past has admittedly become rare. It also fits on the weekly or Christmas market, in front of a railway station or once even in the beer garden.



Organ grinders (photo left) and the five dogs (photo right) are new to the Trafofuchs programme. Photos: Trafofuchs

A pack of figures with dogs had already been shown in Altenbeken 2022 as a pre-production model. These have been revised again for the 2023 programme so that the dog breeds depicted come out better: St. Bernard, Husky, Bernese Mountain Dog, Border Collie, and Labrador.

Two couples will soon be placed on the platform to greet each other affectionately or to say goodbye. After all, railway stations are symbolic places for great feelings, which give them their special charm in the model. More new products are to follow in the course of the year.

www.trafofuchs.de

+++ Uhlenbrock Elektronik +++

Last year, the Intellibox 2neo (art. no. 65150) was announced as a new product, but no explanatory information could be provided. Only its integrated WLAN function was already known, which also enables the use of the Rocrail control programme, for example.



Farewell and welcome scenes enable the two couples. Photo: Trafofuchs



It is also worth mentioning that the delivery package includes an adjustable 75 VA power supply unit. This is the key for Z gauge use: a switchable output voltage of 11, 15, 17 and 21 volts is now possible. This is the first time that this manufacturer has explicitly declared its control unit to be suitable for Z gauge.

Photo left: Intellibox 2 neo (Art.-Nr. 65150). Photo: Uhlenbrock

The new control unit is also compatible with the ABC braking system and now also supports the MFX data format. These and other innovations are of little or no interest for our scale, but if you are thinking about buying a new device and want to use it in different scales in parallel, you should read up on all the features on the manufacturer's pages and include the Intellibox 2neo in your decision making.

www.uhlenbrock.de

+++ Velmo +++

Velmo will announce new products when a delivery date can be planned and foreseen. In recent years, high product demand and a simultaneous chip shortage have stood in the way of business plans.

There are also open development projects that had to be postponed for a longer period of time for the reasons mentioned above.

www.velmo.de

+++ Viessmann +++

Viessmann is also the owner of Kibri and Vollmer, which is why we want to look at all three brands in a joint article here. Under the core brand Viessmann we have discovered an electronic module that we would like to present in more detail.

This new module "LED dimmer, double" (art. no. 5590) enables the operation of individual light-emitting diodes and LED light strips with stable, adjustable brightness. For this purpose, it supplies the consumer with a current that can be adjusted in steps and is largely independent of the supply voltage of the module and the characteristics of the LED. LED light strips may have up to 7 LEDs connected in series.



The module "LED dimmer, double" (art. no. 5590) supports lighting wishes on the model railway layout. Photo: Viessmann

Of course, it is also suitable for the manufacturer's LED strips. Independently of each other, the brightness can be set for each of the two outputs with four binary DIP switches each via the current intensity.

The adjustable currents are approx. 1 to max. 31 mA, the maximum input voltage must not exceed 24 V.

At the same time, Viessmann introduced a new material for kits from its Kibri and Vollmer brands.

Going by the name "Polyplate, it is based on a new manufacturing process. We were allowed to hold a building sample made of this material at the toy exhibition and are thrilled with the feel and look of it.

The new material is a composite material that shows a realistic matt and fine surface and feels something like a real plaster surface. Viessmann explains that kits made of this material can be provided with the finest engravings and structures. Further advantages are listed as follows:

- Paintable, UV-resistant and insensitive to moisture,
- Extremely stable, shock- and tear-resistant,
- Mitre joints at building corners can be implemented without joints, and
- Gluing is possible with commercially available white glues and special glues.



The small workshop with plaster / half-timbered façade (Vollmer 49590) raises great expectations for us, because the material used inspired us at the International Toy Fair. Photo: Viessmann

This material is celebrating its premiere in the Vollmer range for Z gauge: The small workshop with plaster/ timber-framed façade (49590) is ideally suited to introduce this material to customers and finally bring some welcome variety to the layouts of the smallest scale. We are curious and would like to share our own experiences with our readers.

viessmann-modell.com

+++ WDW Full Throttle +++

From the series of reconstructed wooden wall refrigerator wagons with 34' length, a new example "Hormel" appears for food transport (art. no. FT-9203-1). The brown-red wagon with yellow side walls bears the unmistakable green logo of the advertised brand. The wagon is registered to the advertiser URT.

www.wdwfullthrottle.com



"Hormel" refrigerated wagon for food transport (Item no. FT-9203-1). Photo: WDW Full Throttle



The telephone box (item no. 6861) and the conveyor belt (6863) are shown here as exemplary H0 gauge models. Photos: Weinert Modellbau

+++ Weinert Modellbau +++

Injection-moulded from plastic is a new, curved corrugated sheet roof (art. no. 6862) for do-it-yourself construction. Two pieces are supplied per packaging unit. A conveyor belt (6863) made of brass etched parts and an era IV telephone box with closed door (6861) made of brass etched and cast parts are supplied as kits.

www.weinert-modellbau.de

+++ Werkzeuge Peter Post +++

A new "flat-nose pliers 45° oblique" (art. no. 071008) has entered the tool range. They are 135 mm long and have 11 mm long and 3 mm thick jaws. The length of the bevel is 4 mm. It weighs 50 g and is intended for holding, attaching and closing eyelets or chain links.

These remain straight because, depending on the size of the workpiece, almost a semicircle can be gripped. The pliers are also suitable for bending photo-etched parts.

Furthermore, there are plans to include some Microscale products in the range; contact has been made with the manufacturer accordingly.

These are Micro Set and Micro Sol for applying and fixing decals to models, i.e., adhesion promoters and softeners, as well as Micro Mask for covering model parts (such as windows) before spray painting. However, a date cannot yet be given for this.



The new "Flat-nose pliers 45° oblique" (art. no. 071008) is useful for bending eyelets and chain links. Photo: Werkzeuge Peter Post

www.peter-post-werkzeuge.de

+++ Yellow Dwarf +++

The new “Flat-nose pliers 45° oblique” (art. no. 071008) is useful for bending eyelets and chain links. Photo: Werkzeuge Peter Post.

Particularly impressive and unique is its fountain (art. no. 60020), which becomes the eye-catcher of a market or town hall square. For water sports, 2 inflatable boats (60106) and 6 canoes (60101) are offered.

The 5 beehives (60301), where the contemporary bee boxes have different heights, and the bouncy castle (60352) for children's parties were a first in our scale. We also cannot remember having seen whirlpools (60466) from any manufacturer.



The fountain (art. no. 60020) is a small but effective eye-catcher. Photo: Yellow Dwarf

More familiar are the following items that complete the starting programme: 10 wooden crates (60031), 5 pallets with bags (60204), 10 metal barrels 200 l each (60012) or PVC barrels 220 litres (60011) and 20 wooden barrels (60015). Familiar, but nevertheless well done, are also the 2 skips (60209), one of which is reproduced empty or fully loaded.



Bouncy castle (60352; photo left) and the 2 inflatable boats (60106; photo right) close assortment gaps in Z gauge. photos: Yellow Dwarf

At the time of our editorial deadline, 9 public waste bins (60046) and 10 plastic barriers (60237) for blocking and guiding traffic in construction areas were added to the programme.

www.yellowdwarf.eu

+++ Zahn Pinsel +++

The company Zahn Pinsel presented itself at the Toy Fair as a hitherto rather unknown supplier of paintbrushes in the model-making sector. The company from Bechhofen manufactures a wide range of brushes of high quality for various brands across all forms of application.

However, the trade fair presentation was probably important against the background that this company has already bundled its competences for model-making and miniature painting brushes with Springer Pinsel GmbH in spring 2022, a quality brand to which we had already referred in a report on Intermodellbau.

Their profound expert knowledge in this area, which has grown over decades, was to be retained and, if possible, further expanded within the framework of a regulated company succession. And so all Springer employees transferred to this company in spring 2022.

For the customers who appreciated the outstanding quality of Springer products, this means preserving the brushes they have come to love. They now only bear this new name.

It is important to know, however, that brushes can only be ordered ex works in quantities of 120. End customers should therefore turn to retailers for high-quality brushes.

www.zahn-pinsel.com

+++ ZDC Z Dream Collection +++

Some developments are in progress, but not yet ready for release. They will be announced in the current monthly issues.

z-dream-collection.jimdosite.com

+++ Z-Doktor Modellbau +++

Björn Pluka is currently producing John Deere tractors for the American market (photo on page 69 below). Thanks to a new 3D printer, print lines are now almost invisible. With the Kö 1 small locomotive, a stock product also benefits from this.

www.z-doktor.de

+++ Zimo +++

Since December 2022, a programme update for the MX10, MX10EC, MX32, and MX32FU units has been offered on the manufacturer's pages. Production of the MN series decoders (without sound functions) is to begin soon. The MN180N18 model, intended for N gauge, could also be interesting for Z gauge, but no dimensions have been given yet.

www.zimo.at



“Pin Point Brush” with curved ferrule (angled tip). Photo: Zahn-Pinsel

+++ Zmodell +++

Before the attack on Ukraine, at the request of numerous customers, a new load was developed for the Snps 719 type double stanchion wagons from the Märklin programme. In the meantime, the prefabricated parts could be shipped to Germany and handed over to the ordering dealer.

For Zmodell, it is one of the most advanced cargo inserts, using the highest quality materials and the best technologies for a realistic look. The tubes are thin-walled and made of 304 stainless steel, with a spray-painted finish on the outside and inside: On the outside, the photo is characterised by a thick and silky-matt glossy coating in black, while on the inside, each tube has a matt reddish-brown appearance.



The new tube loads are available in three different printed versions from well-known German steel producers. Photo: Zmodell

A high-quality UV print with 1,440 dpi resolution has been applied to both sides of the tubes. These show the logo of one of the following three tube manufacturers: Mannesmann (art. no. ZM-MRK-SNPS-014A), Hoesch (ZM-MRK-SNPS-014B), and Thyssen (ZM-MRK-SNPS-014C).

The tubes are bundled in threes, secured by bands of 0.2 mm thick, photo-etched and orange-painted nickel silver. On the underside of the load there are non-slip supports made of 0.5 mm thin natural wood veneer. They fit exactly between the ribs on the underside of the wagon and prevent the load from slipping during the journey.



The elaborate detail design is particularly evident when looking at the tube heads. Photo: Zmodell

The range of these loads is to be expanded in the future with various pipe sizes, including, for example, those for the flat wagons Res of the standard design.

www.facebook.com/Zmodelltrains/
[zmodell\(at\)ukr.net](mailto:zmodell(at)ukr.net)

+++ 1zu220-Shop +++

A current new product is the “Westheimer” beer tank car (item no. 98198) produced by Märklin in an edition of 200 with an ivory-coloured background and harmonious effect. It completes Märklin's own beer wagon series with an additional model which, like all its predecessors, has been designed to be very close to operation and is not only intended to appeal to collectors.



The ivory-coloured Westheimer tank car (item no. 98198) is the latest Märklin special model of the 1zu220-Shop.

Further expansion of its own products and special series are certainly to be expected in the course of 2023, but also require free production capacities and a receptive market. We will then promptly provide information in our magazine on what can be expected in the area of our own building series and further rolling stock appearances, as well as additions to Märklin Insider products.

www.1zu220-shop.de



The new John Deere tractor from Z-Doktor Modellbau (see page 67) was designed after US models and is shown here in used as well as new condition. Thematically it fits very well with the American barns from Archistories.

Large exhibition in Bad Schwartau Northernmost Z Gauge Exhibition

After four years since the last meeting, the Eisenbahnfreunde Bad Schwartau were delighted to be able to invite people to a model railway exhibition again. Many participants followed the call, particularly from the Z gauge community. Ralf Junius from the Trainini® team was also there as an exhibitor, and now reports on the impressions from the far north.

By Ralf Junius and Jan Tappenbeck. On the weekend of 21 and 22 January 2023, the Eisenbahnfreunde Bad Schwartau were finally able to hold a model railway exhibition again, after the Corona pandemic also demanded a forced break in the previous two-year rhythm there.

A total of three exhibition halls at the Elisabeth Selbert Community School were transformed into a Mecca for model railway fans of all gauges after school closed on Friday afternoon. Exhibits in gauges 1, H0, H0e, TT, N, and Z now arrived for the eagerly anticipated weekend.



The exhibition in Bad Schwartau became the "northernmost Z gauge convention" and was also characterised by a lot of local colour: The modules of the Eisenbahnfreunde Bad Schwartau namely followed well-known, regional blueprints.

The question of how this meeting would start up again after four years remained exciting until the end: Would the model railway fans and those who wanted to become one take advantage of the opportunity, or would they stay at home? When the doors opened on Saturday, it was soon clear that the northernmost Z-gauge exhibition was going to be a success.

Numerous vendors also participated and made sure that missing material for one's own model railway could be purchased or even a long-desired train car could be found. In the following, I would like to give you a few of my impressions from on site, which are limited to our Z gauge, as an exhibitor, I did not get around any further.

The organisers reserved the entire Krummlandhalle for us Zetties and proclaimed the meeting “Germany’s northernmost Z scale convention”. I can confirm that this title fits, because there were really many and above all very interesting model railways in 1:220 scale to be admired. Even the visitors who were not familiar with the scale quickly noticed that.



Apparently, the joy of personal meetings and exhibition visits outside virtual spaces was high, because the hall was always well attended: After all, 3,100 people found their way to Bad Schwartau.

Torsten Schubert presented his illuminated models and dioramas equipped with them. He gave soldering demonstrations several times a day, which were always very popular, also high up in the north. One of the longest journeys was made by Matthias Vogel, who presented his “Dingenskirchen” console railway. This layout does not require any landscaping and is limited to rolling stock, railway lines and a few buildings. With this “minimal concept” it unfolds very special and probably unique charms.

Small-series manufacturer FR Freudenreich Feinwerktechnik exhibited his own models and his Swedish layout as well as a new diorama by Avantgarde Modellbau (Phillip Meyer). On this diorama, the FR models presented were impressively reflected on the water surface of the lake in the display. Georg “Schorsch” Müller showed his “Papperlapapp”: Quite a few people were amazed at what can be built from paper on a scale of 1:220, if someone creatively knows his craft.

Kai Wüstermann's Era I diorama “Müsum 1896” once took part in the layout competition of the (now discontinued) Eisenbahn-Journal. Trains shuttled from the staging yard to the pier. During the construction, Kai even attached great importance to the smallest details, as can be seen for example on the wooden landing pier.

continues on page 74



Torsten Schubert (photo above) also gave soldering demonstrations in Bad Schwartau, while Matthias Vogel gave a vivid demonstration of the minimal concept of model railways with his console railway "Dingenskirchen" (photo below).



The new Sweden diorama (photo above), which FR Freudenreich Feinwerktechnik presented, comes from the workshop of Avantgarde Modellbau. Georg Müller's "Papperlapapp" (photo below) bears its name because of paper, the material used here.



A feast for the eyes is the operational diorama "Müsum 1896" by Kai Wüstermann, which skilfully turns its attention to Era I.

The layout "L'Isle sur la Sorgue / Provence" celebrated its premiere. It was the last project of the deceased Wolf-Ullrich Malm and was originally supposed to be on display for the first time at the Intermodellbau in Dortmund in 2020. But this did not happen, because its creator had to cancel his participation due to illness even before the start of the Corona pandemic. The family of the deceased, who had travelled to Dortmund, was visibly thrilled by the premiere, which has now been made good for.

So, this beautiful France layout not only reminded us of beautiful landscapes and special lifestyle, but also of a very valued member of our Z-gauge community who we miss very much. Some members of the Eisenbahnfreunde Bad Schwartau put the finishing touches on this layout to make it ready for display.

On site, they were always available for questions and explained everything about the reproduction of the small town in Provence. In the meantime, a TGV, among other things, repeatedly whizzed past the attentive spectators.

Together with the "Freundeskreis der Spur-Z Hamburg", the organising group showed a modular layout. One of the most prominent motifs on it is the wooden Rhine bridge built by Gaston Burkhardt, the former woodwork talent of the Miniatur Wunderland.

I would also like to briefly mention the "Ratekau" section by Hans-Jörg Ottinger ("Otti"). Here, many buildings from his homeland, including the fieldstone church, have been faithfully reproduced, and not only that: a current topic has also found its way onto it. A demonstration at the railway station against the Fehmarnbelt tunnel project was joined by local politicians in the miniature.

continues on page 77



Wolf-Ullrich Malm's Provence layout (photo above) celebrated its exhibition premiere in Bad Schwartau and set up a worthy memorial to our sadly deceased community member. The weekly market recreated on it (photo below) offers everything required in exquisite, French cuisine - including fresh herbs and spices.



The modules of the Eisenbahnfreunde Bad Schwartau also demonstrate against the fixed Belt crossing (photo above). After all, this large-scale project is also associated with ecological concerns and problems, and in the north, it is also about jobs in the vicinity of the previous ferry operation. The arched bridge over the Rhine (photo below) is the pride of its model operators because it was built by Gaston Burkhardt, the former “woodworm” from Miniatur-Wunderland.



The model of the fieldstone church is located in Ratekau, and the exhibition co-organiser Hans-Jörg Ottinger set it on the module of the same name.

Well-known, but always beautiful to look at, are the modules presented by Peter Burgard and Birgit Foken-Brock (Trafofuchs). Whether it's a fairytale forest, a small-town railway station, a brewery or romantic railway film footage, the viewer can't help but revel. The same was true for Rainer Tielke's Bullay double-decker bridge over the Moselle. In addition to the many trains, visitors were once again delighted by the equally mobile car models one floor below.

The local club modules of the Z-Freunde Region Hannover, which were put together to form a circular track, were used to demonstrate the digital possibilities of Z gauge. The Mobile Station 2 from Märklin was used for control, which was made really mobile for this purpose, i.e., it could be operated independently of the grid.

Bernd Ruck had something different to show. He had set up a layout with its own atmosphere out of small bricks. More familiar was the landscaping on his winter layout, which, however, put the focus on a season that is so often neglected.

Variety was also provided by the tracks laid out on a layout poster from the Märklin magazine 5/2022, which is intended to suggest a simple start in our scale. Another exhibit with an equally simple track plan showed the next level of design.

Not missing was also a demonstration layout with teaching aspiration by Ulrich Theile, which we had also previously admired in Altenbeken. I myself had my "strawberry box" with tiny oval for the youngest visitors



The track figure, which was laid out on a layout poster of the Märklin magazine, was limited to the minimum: This is another way for interested folks to get started with model railways!

and my new peek-a-boo box "PeZuBox - Am Freizeitpark", which could give me further construction experience.

I have not yet mentioned the layout "Along the Rhosel" by Regina and Jürgen Wagner. Here, the beautiful motifs of the wine-growing areas on the Rhine and Moselle are representative of a world cultural heritage site and inner-German tourism.

Equal mention should be made of the Stammtisch Untereschbach e.V., which had brought along various objects, including the football stadium or a new paper replica of the former district court of Bad Schwartau or Dietmar Stäbler's scrap yard, which was also shown in Altenbeken. A tablet control was also demonstrated on a showpiece.



The opposite approach of a fully equipped layout with individual background scenery is taken by Rainer Tielke's Bullay double-decker bridge. It could also be viewed and admired in Bad Schwartau.

As a souvenir of the exhibition, there was a special railcar from "Nordic Rail Service," a company from Lübeck, from the Eisenbahnfreunde Bad Schwartau, in matching style with the venue. This side unloading wagon was produced by Märklin (item no. 98180).



The exhibitors of the Stammtisches Untereschbach e.V. had recreated the former district court of Bad Schwartau out of paper, to offer visitors something familiar from their surroundings.

Another one was contributed by FR Freudenreich Feinwerktechnik (edition: 51 copies), which also showed a local reference. A modern, open freight car of the Eanos type (49.337.11) was chosen here, which featured the design and address of Richter Baustoffe. This company is also based in Lübeck.

Let's return to the initial question of how well this exhibition would be received. Hans-Jörg Ottinger, Jan Tappenbeck and the rest of the team did their best to organise an all-round successful event; last but not least, energetic public relations work was part of it.

And this, we may now resolve. It was well attended on both days and resulted in a new record number of visitors. 3,100 visitors found their way to Bad Schwartau and left the hall visibly pleased.

With this northernmost Spur Z convention, the Z gauge world finally has a third location for such a meeting of our scene. In addition to Altenbeken and Zell an der Mosel, we should also include Bad Schwartau in the calendar in the future!



Last but not least, we show the two special wagons for the exhibition: staged on the "PeZuBox - Am Freizeitpark" by Ralf Junius, here are the Märklin model (left) and the souvenir of this successful event which was produced and marketed by FR Freudenreich Feinwerktechnik.

If there is to be another model railway exhibition like this in Bad Schwartau in two years' time, which I firmly believe there will be, then I will try to be there in any case.

Alle Photos: Ralf Junius



Z gauge Exhibitors:

<https://www.efs-badschwartau.de>
<https://fr-model.eshop.t-online.de>
<https://paperlapapp220.de>

<https://www.rainer-tielke-modellbau.com>
<https://stammtisch-untereschbach.de>
<http://www.trafofuchs.de>

<http://www.z-lights.de>
<http://zotti.lena-johannson.de>
<https://www.z-spur.de>

Video reports from the exhibition:

<https://www.youtube.com/TraininiTV>
<https://youtu.be/qrMg0xVUvxc>



FASZINATION MODELLBAHN

Internationale Messe für
Modelleisenbahnen & Zubehör

10.-12. MÄRZ 2023
MAIMARKTHALLE
MANNHEIM




Öffnungszeiten: Freitag bis Sonntag 9.00 – 17.00 Uhr

Neuheiten des Jahres, erstmals öffentlich präsentiert! • Internationaler Treffpunkt der Modellbahner • Spezialisten vor Ort • Liebe zum Detail • Nostalgie und Moderne • Begeisterte Familien • Leuchtende Kinderaugen • Extravagante Modellbahn-Anlagen • Alle Spuren • Alle Größen • Herzlich Willkommen.

WWW.FASZINATION-MODELLBAHN.COM

 FaszinationModellbahn

 faszination.modellbahn

 FaszinationModellbau

Readers' letters and messages

Zetties and Trainini in Dialogue

Thank you for each letter to the editor and all the feedback that reaches us. Write us (contact details are in imprint) - Trainini® lives from dialogue with you! Of course, this also applies to all suppliers in Z gauge, who would like to introduce innovations here. A representative sample is our goal. Likewise, here we note any events or meetings with significance to Z gauge reference, if we are informed in time.

A thank you on behalf of all the winners:

I received the 'Z scale 50 years' book this week. It's wonderful, thank you so much. Beautifully made in content and quality.

Even without speaking German, there is so much visual material, but if you made an English version, I'm sure it would sell very well. The book is a credit to the world of Z, to Märklin, and to all at Trainini®. Well done.

Rick Pullin, Quarteira (Portugal)

Thank you and suggestion:

I would also like to thank you for the great work you are doing. Especially this anniversary year, together with the initial restrictions of COVID, has meant a particularly great deal of effort. Bravo!

In connection with your magazine, I would like to make a suggestion: I would like to see an article exchange among the readers! We are quite a small community on this planet, and, therefore, it would certainly be feasible to contact us by e-mail or telephone with a photo and an idea of price.

Every model railroader has a lot of material that is no longer needed, and on the usual platforms such as eBay and other classified ads, you hardly get noticed as a Z model railroader.

Wouldn't that be worth considering?

Joseph Gurber (France), per E-Mail

Gratitude for the editorial award:

This is a big surprise for both of us. We are very happy about this recognition. It's always nice to get a confirmation for the work Jan and I have put into this layout. It is also an incentive for us to keep working on layouts now and in the future.

Pieter Willems (Belgium), per E-Mail



A little too short-sighted:

While reading your wonderful articles, something struck me, possibly?

Comparison of the photos of the Märklin models 8857 (BR 151 green) and the Märklin Hectorrail 88262 grey! All it takes is a different paint job, a different pantograph colour and you have a Hectorrail 88262? Bell-shaped armature motor, of course!

Karl-Heinz Neumann, Lohfelden

Editor's answer: Unfortunately, it is not quite that simple! The 162 007 from Hectorrail is one of those machines that was modernised by the Deutsche Bahn AG years before it was sold. They received single-arm pantographs and angular high-performance buffers, which Märklin has also correctly reproduced on its model through modifications. From our point of view, it would not be worthwhile to build this version on the basis of an old model because of the manual effort required for repainting and re-labelling, as well as the financial cost of procuring the necessary parts.



The differences between the green Märklin model 8857 and the recently delivered Hectorrail variant (art. no. 88262) are not only the colour and a newer drive: the pantographs and buffers of the models are also different.

Current Märklin deliveries:

There was only one delivery during the reporting period. Shortly before the editorial deadline, the MHI anniversary starter pack "50 Years Mini-Club" (art. no. 81873) was put on sale. Its design and composition are reminiscent of the first starter pack from 1972.



The train from the anniversary starter set 81873 is shown here in full length and detail shots of two cars. Photos: 1zu220-Shop

In addition to rolling stock and track, a class 216 diesel locomotive (from the more recent design) and three passenger coaches printed to today's technical standards are supplied. The contents thus highlight how impressive the progress in the production area of Märklin has been over fifty years.

A visit to Mannheim:

From 10 to 12 March 2023, Faszination Modellbau (<https://www.faszination-modellbahn.com>) will once again take place in the Maimarkthalle in Mannheim. Z gauge will also be represented there again, organised by the Z-Freunde International e.V.

In addition to some regulars with their layouts and dioramas, an exhibit will also be announced under the title "The High Seas Port", which is unknown to us so far. The concept idea is to combine various paper models with the model railway.

It is true that not all scales of the shoring fit exactly to each other, but the elevated suburban railway line is supposed to remind of the port of Hamburg, although the motif was designed completely free. In addition to our scale, all other common scales are also represented on site.

A conclusion from Märklin for the years 2021/22:

In a press release Märklin looked back on the past business year and expressed its expectations for 2023. The trade and also Märklin itself had adjusted quickly and well to the new challenges and mastered this period well.

"In the past 2021/22 fiscal year, we achieved our sales targets and even slightly exceeded them with 131.4 million euros", said Florian Sieber, Managing Partner of Märklin, expressing his satisfaction with the development during the Corona period.



Florian Sieber reported on the 2021/22 business year of the Märklin company and gave an outlook on the current year.

In the current business year Märklin has been and still is confronted with new, equally great challenges: Delivery problems with electronics, cost increases in production processes, raw materials and energy, and even wages.

And so he sums up: "We were not able to achieve the result of the previous year, but we are still well above the level of the years before the pandemic. For the current business year, we plan to achieve a turnover of around 128 million euros."

There is also a look ahead to 2023: after four years, Göppingen is once again to become a Mecca for the model railway industry, so the Märklin Days with the International Model Railway Exhibition will take place again.

The three days are planned from 15 to 17 September 2023, when there will once again be an opportunity to visit the only exhibition that brings together model railways with their historical originals.

Things to see on the On traXS:

Finally, the model railway exhibition at the Utrecht Railway Museum is back! And finally it deserves its traditional name again, because the layouts exhibited there are now once again selected by travelling ambassadors of the Mitropa model building collective. You can't apply for this exhibition, you will be discovered.



With Boisschot Statie, an exceptionally successful gauge Z layout will be on display at this year's On traXS!

And for the second time, a Gauge Z layout is among the chosen exhibits: The layout "Boischoot Statie" by Pieter Willems and Jan van Casteren, which we awarded as the new publication of the year 2022, will be on display there from 17 to 19 March 2023.

This is a special honour for our gauge and of course its two builders. But it is also such a great pleasure that a visit to the exhibition is also planned on the part of the editorial team. A trip to Utrecht is always worthwhile.



From 17 to 19 March 2023, the Utrecht Railway Museum once again invites you to the probably most renowned model railway exhibition of Europa.

This is not only due to the other high-quality layouts of many scales, but also to the participation of small-series manufacturers from the Benelux region, and especially to the special atmosphere of this railway museum, which is unique in its form.

If you are interested in visiting the museum yourself and would like to underline the interest of our construction size, you will find all the necessary information on the following museum and event pages:

<https://www.spoorwegmuseum.nl/de/ontdek/nu-in-het-museum/modellbahnausstellung-on-traxs/>

Imprint

ISSN 2512-8035

Bibliographic information of the German National Library: The German National Library lists this publication in the German National Bibliography. Detailed bibliographical data and editions can be found in the DNB catalogue at <https://portal.dnb.de>.

The publication of **Trainini German Magazine for Z Gauge** is voluntary and non-commercial. **Trainini German Magazine for Z Gauge** does not aim for any sources of income. This publication is governed exclusively by German law.

Contributions marked by name exclusively reflect the personal opinion of the author. This is not necessarily the same as that of the editor or publisher. Unless otherwise indicated, photos are taken by the editor.

Board of Editors:
Holger Späing (Editor-in-Chief)
Dirk Kuhlmann
Joachim Ritter

Correspondent North America:
Robert J. Kluz

English translation:
Alexander Hock, Christoph Maier, Oleksiy Mark, Martin Stercken

Further voluntary work: Stephan Fuchs, Ralf Junius (**Trainini TV**), Torsten Schubert

Licensed **Trainini Discussion Group** (<https://www.facebook.com/groups/1597746057122056/>): Michael Etz (**Trainini Locomotive Doctor**)

Publisher and Responsible in terms of German press law (V.i.S.d.P.) is Holger Späing, Am Rondell 119, 44319 Dortmund; Contact: 49 (0)231 9598 7867 or by e-mail to [redaktion\[at\]trainini.de](mailto:redaktion[at]trainini.de).

Advertisements of events and advertisements of third parties are free of charge, but will only be accepted after availability and recognisable Z gauge reference. They appear separately from the editorial part on the sole responsibility of the advertiser. Advertisements from small series providers always have priority.

Letters to the editor must be submitted in writing by post or e-mail to [leserbriefe\[at\]trainini.de](mailto:leserbriefe[at]trainini.de), stating the full name and address of the responsible reader, and are always welcome. Publication is reserved to the editorial staff. The editorial team always endeavours to present a representative picture and therefore to take every submission into account.

By submitting video clips, pictures, photos and drawings, the sender agrees to the publication and indemnifies the publisher against any possible claims by third parties. This expressly includes a future repetition in the magazine, **Trainini TV** as well as in brochures and posters.

All company names, trademarks and designations mentioned in this publication belong to the respective manufacturers or rights owners. Their reproduction takes place without guarantee of the free usability. For misprints, errors, price quotations, product descriptions, building specifications or transmission errors of any form whatsoever, the editorial staff and publisher assume no liability.

Trainini German Magazine for Z Gauge is published monthly (without guarantee) and is available to all interested model railroaders, especially fans of Z gauge, to download free of charge and for a limited time from <https://www.trainini.eu>. Downloading may incur third-party connection and network service provider costs. The placement of only the complete magazine on other domains is expressly permitted after it is no longer available on **Trainini's** own webpages, and as long as the download is not offered for a fee. **Trainini TV** can be found at <https://www.youtube.com/TraininiTV>.

All contributions, videos, photos and reports are subject to copyright. Translation, commercial printing and any other form of reproduction, even in part, require the prior express consent of the publisher. Unauthorized commercial use will not be tolerated.

Trainini® is a legally protected trademark, registered in the register of the German Patent and Trademark Office (Munich), No. 307 30 512. The trademark is owned by Holger Späing, Dortmund. Misuse will not be tolerated. All rights reserved.